



2012



# Battery Applications & Specifications

# NINA'S AN ORIGINAL.



And so is her Yuasa battery - the original equipment battery on more motorcycles, snowmobiles, all-terrain vehicles and personal watercraft than all other brands combined. To locate your nearest Yuasa dealer, visit [www.yuasabatteries.com](http://www.yuasabatteries.com).

## Buy Yuasa Batteries Online!

Now you have the power to purchase our most popular Yuasa batteries at [www.yuasabatteries.com](http://www.yuasabatteries.com). **Our dealers will ship them directly to you, or arrange for in-store pickup.**



# YUASA

THE ORIGINAL EQUIPMENT BATTERY

# Table of Contents

## General

Battery Types .....	2-3
About Yuasa .....	4

## Battery Information

Features and Benefits.....	5
Terminal Types.....	6
Hardware.....	7
Battery Upgrade Cross Reference Chart.....	9

## Specifications

AGM Battery Specifications.....	8-9
Conventional Battery Specifications .....	10-13
Japanese Tractor Battery Specifications .....	13
Battery Supplier Cross Reference .....	14-15

## Applications

Motorcycle.....	16-25
Scooter.....	26
Utility Vehicle (UTV).....	27
All Terrain Vehicle (ATV).....	28-30
Personal Watercraft (PWC).....	30
Snowmobile.....	31-32

## Battery Numbers & Cutaway Diagram

Designation of Battery Type Numbers.....	32
Cutaway Diagram .....	33

## Chargers and Accessories

Consumer Products .....	34
Professional Shop Products .....	35
Merchandising Aids .....	36

## DISCLAIMER

The replacement battery information published in this book has been obtained from the equipment manufacturers listed, except as otherwise noted. Users are cautioned that the information contained in this book was the most current information provided to us at the time of publication. The information is subject to change upon notice from equipment manufacturers or field experience. Users should always use the most current edition of the Yuasa Battery Applications and Specifications. Yuasa expressly denies any responsibility for the accuracy of the information provided to us. While we have made every effort to accurately catalog the replacement battery information contained in this book, Yuasa denies any liability for damages as a consequence of using the information in this book. Users should also attempt to obtain replacement battery information from the equipment manufacturer's user manual or service department for their specific application.

# Best

## Introducing the GYZ Series – Next Generation Powersports Battery

- AGM (Absorbed Glass Mat) separators with superior grid and component designs
- Improved charge recovery capability from a deeply discharged condition
- Longer shelf life
- Improved life cycle performance
- Extreme vibration resistance
- Supplied “Factory Activated” (filled, sealed & charged at the factory)
- Heavy duty, flush mounted terminals. Patent pending embedded brass nut
- Upgrade for customized motorcycles requiring the best performance



## High Performance / Maintenance Free / AGM



- All the features of a standard Maintenance Free battery plus increased power
- H Series: Increased Power - up to 30% more cranking amps
- YTZ Series: Small size, lightweight, huge power

# Better

## Maintenance Free / VRLA / AGM

- Valve Regulated Lead Acid (VRLA) spill-proof design
- Absorbed Glass Mat (AGM) Separators – an advanced battery technology that eliminates the need to ever add water
- Totally sealed and spill proof – all acid is absorbed in special plates and AGM separators
- Advanced lead-calcium technology – holds its specific gravity more than 3 times longer than conventional lead antimony batteries
- Available “Factory Activated” or “Dry with an Acid Pack”



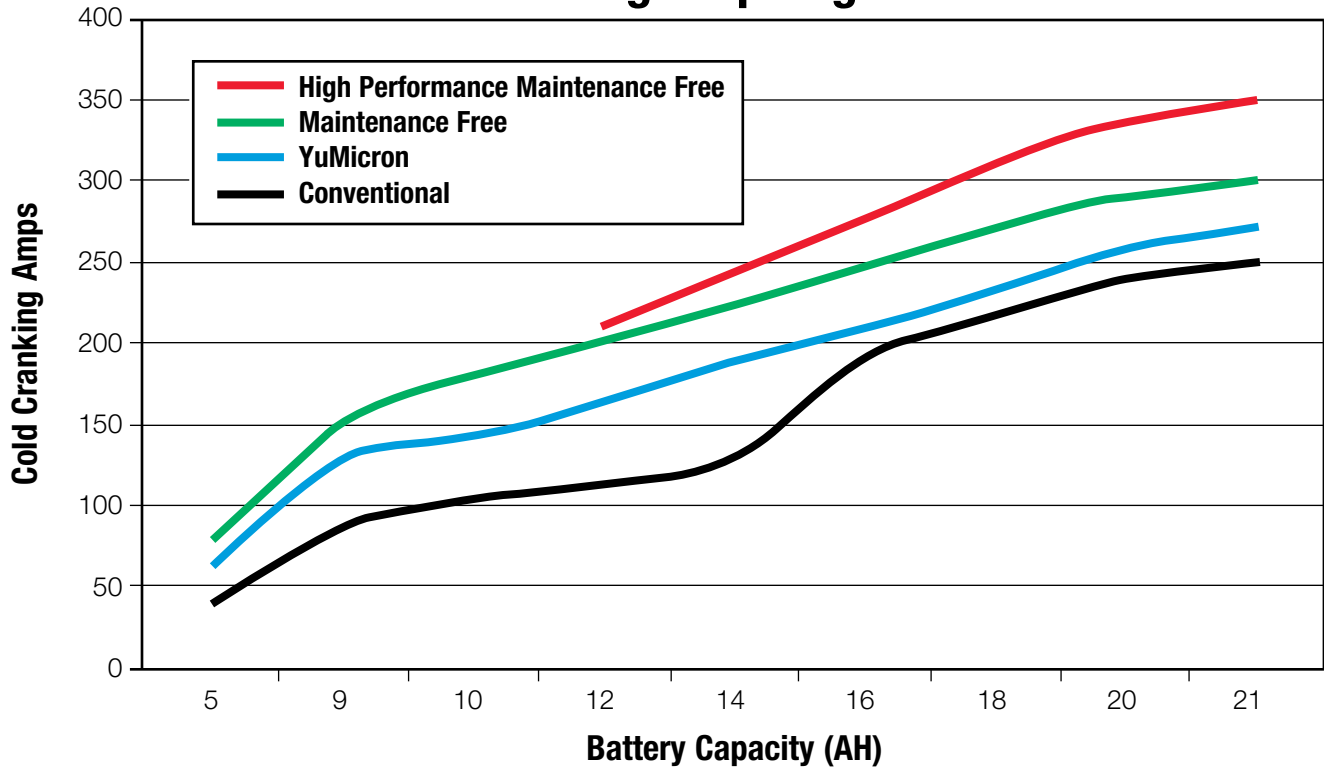
# Good

## Yumicron / Conventional

- Special thin separators – allow two extra plates per cell to be installed, for a 30% improvement in cranking performance
- Sulfate stop to reduce battery sulfation
- Engineered to protect against corrosion, withstand vibration, and deliver high cranking power
- Full product line
- 6 Volt and 12 Volt



## Cold Cranking Amperage Table



# About YUASA

Yuasa Battery, Inc. has been manufacturing POWERSPORTS batteries in the United States to uncompromisingly high standards since 1979. Yuasa Battery pioneered the Maintenance Free battery in 1985. We are the largest American manufacturer and the largest distributor of batteries for motorcycles, snowmobiles, scooters, all terrain vehicles and personal watercraft.



**Manufacturing Facility** | Laureldale, PA, U.S.A.



In addition to our vast replacement business, we are the preferred original equipment supplier to most of these same markets. By producing batteries that generate more power, last longer, and require minimum maintenance, Yuasa Battery, Inc. has achieved a leadership position in small engine starting batteries. Continuous research and development, along with unwavering standards of manufacturing quality, will help maintain our position as market leader around the world.

## 10 things you can do at [www.yuasabatteries.com](http://www.yuasabatteries.com)

- Use “Quick Search” to find the right battery for your vehicle
- Buy selected Yuasa® batteries on-line
- Find the Yuasa battery dealer closest to you
- Watch a video on battery basics and safety
- Learn how to maintain and extend the life of a battery
- Get tips for storage and spring start-up
- Find “Quick Links” to powersports vehicle manufacturers
- Download our Technical Manual or the latest edition of the Yuasa Battery Applications & Specifications catalog
- Review our Frequently Asked Questions (FAQs)
- Contact Yuasa with your questions or comments



**Want an OEM quality battery?  
Say “YOU • AH • SAH”**

Everybody knows that Yuasa makes a great powersports battery. But not everybody knows how to pronounce our name. So just to be sure you know how to ask for the best powersports battery, we've provided the phonetic spelling at left.

## FEATURES AND BENEFITS

Component	Features	Benefits
Cast Grid	Special Grid Design	Severe vibration resistance & improved conductivity
Active Material	Proprietary Formulation	Reduced shedding, maximum utilization & long service life
Pasted Plates	Specified Thickness & Weight	Ensures vibration resistance through precise compression & proper service life through specified active material balance
Dried-Charged Plates	Tank Formed & Dried Plates	Properly dried plates in a sealed battery have a virtually limitless shelf-life, while still retaining 70-80% state of charge when initially filled with acid
Top Lead Connections	Through-Partition Construction, Large Straps	Shorter current path for increased electrical conductivity & higher starting currents, heavier parts for maximum durability
Case-Cover Seal	Thermal Bonded Plastic	Air tight seal to prevent air ingress & acid seepage
Terminal-Cover Seal	Patented Poly-Seal Terminal	Eliminates acid seepage, reduces corrosion & extends battery life
Case & Cover	Polypropylene	Superior resistance to gasoline & oil, impact resistant in extreme weather conditions
Additive	Sulfate Stop (Some models)	Sulfate stop added to reduce the solubility of lead into the acid, which then reduces battery sulfation potential
<b>YuMicron</b>		
Separator	Leaf or Envelope Separator	Polyethylene with glass mat sheet bonded for compression to withstand severe vibration conditions
<b>YTX</b>		
Separator	AGM (Absorbed Glass Mat)	Absorbs acid while creating cell compression for extreme vibration resistance
Top Lead Alloy	Calcium Alloy	Increased weld strength & severe vibration resistance
Vent System	Valve & Flame Arrestor	Valve relieves excess pressure to prevent bursting, flame arrestor frit prevents internal combustion
<b>High Performance Maintenance Free</b>		
Grid System	Computer-Designed Radial Grids	Increased conductivity for higher starting wattage, increased vibration resistance
Separator	Puncture Resistant AGM (Absorbed Glass Mat) Material	High puncture resistant separator for increased service in high vibration applications

See also Cutaway Diagram on page 33.

# TERMINAL TYPES

Terminal shapes vary from one battery to another. By identifying the correct replacement battery from the listing in this book, you are assured of the proper terminal configuration. For custom applications, refer to the following chart to identify terminal shape and corresponding batteries.

Terminal					Battery Type				
Type	Illustration	Front	Side	Top					
<b>1</b>					YB7C-A YB14L-A1	YTX16-BS-1			
<b>2</b>					YB9L-A2 12N5.5-4A YB16AL-A2				
<b>3</b>					Y60-N24AL-B 12N24-3	Y60-N24-A 12N24-3A			
<b>4</b>					GYZ20L YB30L-B YTX20-BS YTX24HL-BS	Y50-N18L-A3 YX30L-BS YTX20H-BS	YB12C-A YTX144HL-B YTX20HL-BS	YB16B-A YTX15L-BS YTX20HL-BS-PW	YB30CL-B YTX16-BS YTX20L-BS
<b>5</b>					GYZ16H YB4L-B YTX14H-BS YTX7A-BS	KMX14-BS YT12A-BS YTX14L-BS YTX7L-BS	YB16C-B YTX12-BS YTX20CH-BS YTX9-BS	YB16CL-B YTX14-BS YTX4L-BS YTZ7S	YB4L-A YTX14AH-BS YTX5L-BS
<b>6</b>					YB3L-A YB7L-B YB12A-A YB16-B 12N5-3B 12N7-4A 12N9-4B-1 6N6-3B B54-6	YB3L-B YB9A-A YB12AL-A YB-16-B-CX 12N5-4B 12N7-4B 12N10-3A 6N6-3B-1 B38-6A	YB5L-B YB9-B YB12AL-A2* YB16L-B 12N5.5-3B 12N7D-3B 12N10-3A-1 6N11A-1B	YB7-A YB9L-B YB12A-B YB16HL-A-CX 12N5.5A-3B 12N9-3A-1 12N12A-4A-1 6N11-2D	YB7B-B YB10L-B YB14A-A1 SYB16L-B 12N7-3B 12N9-3B 6N12A-2D B39-6
<b>7</b>					HYB16A-AB Y50-N18A-A	YB16B-A1** Y50-N18L-A	YB18-A T50-N18L-A-CX	YB18L-A SY50-N18L-AT	
<b>8</b>					YB10A-A2 YB14-A2 YB14-B2 12N14-3A	YB10L-A2 YB14A-A2 YB14L-B2	YB10L-B2 YB14L-A2 12N10-3A-2	YB12B-B2 SYB14L-A2 12N11-3A-1	
<b>9</b>					YHD-12H 12N9-3A				
<b>10</b>					51814	51913	53030		
<b>11</b>					YT9B-BS YT7B-BS	YTZ10S	YTZ12S YT12B-BS	YTZ14S	YT14B-BS
					Note: Terminal is Brass Plated Steel				
<b>12</b>					YTR4A-BS				
<b>13</b>					YT4B-BS				
<b>14</b>					GYZ20H GYZ20HL				
					Note: Encapsulated Brass Nut				

\*\* Includes terminal adaptor for converting to side mount.  
\* Includes terminal adaptor for converting to top mount.



## HARDWARE

Part No.	Includes**	Fits		
<b>478030*</b>	12mm lg. stainless steel hex bolt 20mm lg. stainless steel hex bolt 6mm stainless steel nut, washer and round brass spacer	YTX15L-BS YTX24HL-BS YIX30L-BS	YTX20(H)-BS YB30L-B	YTX20(H)L-BS YB30CL-B
<b>479100</b>	12mm lg. stainless steel hex bolt 6mm stainless steel rectangular nut	Y50-N18L-A3 YTX14-BS YTX14AHL-BS	YTX9-BS YTX14H-BS	YTX12-BS YTX14AH-BS
<b>479101</b>	12mm lg. stainless steel hex bolt 6mm stainless steel rectangular nut	YTX15L-BS YTX24HL-BS YIX30L-BS	YTX20(H)-BS YB30L-B	YTX20(H)L-BS YB30CL-B
<b>479102</b>	14mm lg. stainless steel hex bolt 6mm stainless steel square nut	YB16CL-B	YB16C-B	
<b>479104*</b>	12mm lg. stainless steel hex bolt 20mm lg. stainless steel hex bolt 6mm stainless steel nut, washer and round brass spacer	YTX14L-BS		
<b>479643*</b>	12mm lg. stainless steel hex bolt 20mm lg. stainless steel hex bolt 6mm stainless steel nut, washer and square brass spacer	YTX20H-BS YIX30L-BS	YTX20HL-BS	YTX24HL-BS
<b>5BNBSSF6M</b>	11mm lg. stainless steel hex bolt 6mm stainless steel hex nut	12N7-3B 12N9-3B 12N12A-4A-1 YB7B-B YB9L-B YB10L-B YB12A-B YB14A-A1 YB14L-B2	12N7-4A 12N9-3A-1 12N14-3A YB9-B YB10A-A2 YB10L-B2 YB12AL-A YB14A-A2 YB14L-A2	12N7-4B 12N9-4B-1 YB7-A YB9A-A YB10L-A2 YB12A-A YB14-A2 YB14-B2 YB16AL-A2
<b>5BNBSS14M</b>	14mm lg. stainless steel hex bolt 6mm stainless steel hex nut and round brass spacer	YB14L-A1 YB18-A Y50-N18L-A	HYB16A-AB YB18L-A SY50-N18L-A	YB16L-B YHD-12H
<b>5BNBSS22M</b>	22mm lg. stainless steel hex bolt 6mm stainless steel hex nut and round brass spacer	YB16-B YB16L-B	YB16-B-CX	YB16HL-A-CX

\* Use of thread locking agent recommended.

\*\* All hardware listed above is M6 thread.

## ACCESSORIES

Part No.	Includes	Fits	
<b>478651</b>	Battery Terminal Cover Kit: • (1) plastic protector • (2) rubber bumpers • Instructions	YTX20(H)-BS	YTX20(H)L-BS
		<i>for Harley-Davidson models:</i> 1991-1996 FXD (Dyna Glide) 1984-1996 FLST (Softail) 1979-1996 XLH (Sportster) 1982-1994 FXR	
<b>478543</b>	20mm plastic height spacer	Included with YTX20HL-PW, use when replacing YB16CL-B	
<b>479020</b>	10mm plastic height spacer	Included with YTX14AH, use when replacing YB14A-A2	
<b>5EXTKW650</b>	650mm long clear vent tube	Various applications	
<b>5EXTKW750</b>	750mm long clear vent tube	Various applications	

## BATTERY SPECIFICATIONS

High Performance, Sealed, Maintenance Free, AGM

## Factory Activated (Filled, Sealed and Charged at the Factory)

12 VOLT

Battery Type	Capacity AH (10H-R)	Dimensions – Inches (± 1/16 in)			Dimensions – Millimeters (± 2 mm)			Assembly Figure (As Per Cover Polarity)	Approx Weight with Acid (lbs.)	Terminal Type (Refer to page 6)	Acid Volume (Liter)	Regular Charge Current (Amp)	C.C.A. @ 0 °F (-18 °C)
		L	W	H	L	W	H						
GYZ16H (GYZ®)	16	6	3 7/16	5 3/4	150	87	145		12.4	5	N/A	1.6	240
GYZ20L (GYZ®)	20	6 7/8	3 7/16	6 1/8	175	87	155		15.2	4	N/A	2.0	250
GYZ20H (GYZ®)	20	6 7/8	3 7/16	6 1/8	175	87	155		15.7	14	N/A	2.0	310
GYZ20HL (GYZ®)	20	6 7/8	3 7/16	6 1/8	175	87	155		15.7	14	N/A	2.0	310
YTX14AH*	12	5 5/16	3 1/2	6 9/16	134	89	166		11.1	4	N/A	1.2	210
YTX14AHL	12	5 5/16	3 1/2	6 9/16	134	89	166		11.1	4	N/A	1.2	210
YTX14H	12	6	3 7/16	5 3/4	150	87	145		10.6	5	N/A	1.2	240
YTX20CH	18	6	3 7/16	6 3/8	150	87	161		13.4	5	N/A	1.8	270
YTX20H	18	6 7/8	3 7/16	6 1/8	175	87	155		15.1	4	N/A	1.8	310
YTX20HL	18	6 7/8	3 7/16	6 1/8	175	87	155		15.1	4	N/A	1.8	310
YTX20HL-PW**	18	6 7/8	3 7/16	6 7/8 <sup>s</sup>	175	87	175 <sup>s</sup>		15.1	4	N/A	1.8	310
YTX24HL	21	8 1/8	3 7/16	6 3/8	205	87	162		17.5	4	N/A	2.1	350
YTZ7S	6	4 7/16	2 3/4	4 1/8	113	70	105		4.6	5	N/A	0.6	130
YTZ10S	8.6	6	3 7/16	3 11/16	150	87	93		7.0	11	N/A	0.9	190
YTZ12S	11	6	3 7/16	4 3/8	150	87	110		8.1	11	N/A	1.1	210
YTZ14S	11.2	6	3 7/16	4 3/8	150	87	110		8.6	11	N/A	1.1	230

## Fresh Pack (Battery Supplied Dry with an Acid Bottle)

12 VOLT

Battery Type	Capacity AH (10H-R)	Dimensions – Inches (± 1/16 in)			Dimensions – Millimeters (± 2 mm)			Assembly Figure (As Per Cover Polarity)	Approx Weight with Acid (lbs.)	Terminal Type (Refer to page 6)	Acid Volume (Liter)	Regular Charge Current (Amp)	C.C.A. @ 0 °F (-18 °C)
		L	W	H	L	W	H						
YTX14AH-BS*	12	5 5/16	3 1/2	6 9/16	134	89	166		11.1	4	0.66	1.2	210
YTX14AHL-BS	12	5 5/16	3 1/2	6 9/16	134	89	166		11.1	4	0.66	1.2	210
YTX14H-BS	12	6	3 7/16	5 3/4	150	87	145		10.6	5	0.69	1.2	240
YTX20CH-BS	18	6	3 7/16	6 3/8	150	87	161		13.4	5	0.82	1.8	270
YTX20H-BS	18	6 7/8	3 7/16	6 1/8	175	87	155		15.1	4	0.93	1.8	310
YTX20HL-BS	18	6 7/8	3 7/16	6 1/8	175	87	155		15.1	4	0.93	1.8	310
YTX20HL-BS-PW**	18	6 7/8	3 7/16	6 7/8 <sup>s</sup>	175	87	175 <sup>s</sup>		15.1	4	0.93	1.8	310
YTX24HL-BS	21	8 1/8	3 7/16	6 3/8	205	87	162		17.5	4	1.08	2.1	350
YIX30L-BS	30	6 9/16	5	6 7/8	166	126	175		22.0	4	1.40	3.0	385

\* Includes 10mm height spacer for use in replacing YB14A-A1 and YB14A-A2.

\*\* Includes 20mm height spacer for use in replacing YB16CL-B.

# BATTERY SPECIFICATIONS

Sealed, Maintenance Free, AGM

**Better**

## Factory Activated (Filled, Sealed and Charged at the Factory)

**12 VOLT**

Battery Type	Capacity AH (10H-R)	Dimensions – Inches (± 1/16 in)			Dimensions – Millimeters (± 2 mm)			Assembly Figure (As Per Cover Polarity)	Approx Weight with Acid (lbs.)	Terminal Type (Refer to page 6)	Acid Volume (Liter)	Regular Charge Current (Amp)	C.C.A. @ 0 °F (-18 °C)
		L	W	H	L	W	H						
YTX9	8	6	3 7/16	4 3/16	150	87	105		6.6	5	N/A	0.9	135
YTX12	10	6	3 7/16	5 1/8	150	87	130		9.2	5	N/A	1.2	180
YTX14	12	6	3 7/16	5 3/4	150	87	145		9.7	5	N/A	1.4	200
YTX14L	12	6	3 7/16	5 3/4	150	87	145		9.7	5	N/A	1.4	200
YTX15L	13	6 7/8	3 7/16	5 1/8	175	87	130		11	4	N/A	1.3	230
YTX20	18	6 7/8	3 7/16	6 1/8	175	87	155		13.9	4	N/A	1.8	270
YTX20L	18	6 7/8	3 7/16	6 1/8	175	87	155		13.9	4	N/A	1.8	270
YIX30L	30	6 9/16	5	6 7/8	166	126	175		22	4	N/A	3	385

## Fresh Pack (Battery Supplied Dry with an Acid Bottle)

**12 VOLT**

Battery Type	Capacity AH (10H-R)	Dimensions – Inches (± 1/16 in)			Dimensions – Millimeters (± 2 mm)			Assembly Figure (As Per Cover Polarity)	Approx Weight with Acid (lbs.)	Terminal Type (Refer to page 6)	Acid Volume (Liter)	Regular Charge Current (Amp)	C.C.A. @ 0 °F (-18 °C)
		L	W	H	L	W	H						
YTR4A-BS	2.3	4 1/2	1 15/16	3 3/8	114	49	86		2.4	12	0.14	0.3	45
YT4B-BS	2.3	4 1/2	1 9/16	3 7/16	114	39	86.5		2.4	13	0.12	0.3	40
YTX4L-BS	3	4 1/2	2 13/16	3 3/8	114	71	86		3.4	5	0.18	0.4	50
YTX5L-BS	4	4 1/2	2 13/16	4 3/16	114	71	106		4.2	5	0.24	0.5	80
YT7B-BS	6.5	6	2 9/16	3 11/16	150	65	93		5.9	11	0.33	0.7	120
YTX7A-BS	6	6	3 7/16	3 3/4	150	87	94		6.3	5	0.33	0.7	105
YTX7L-BS	6	4 1/2	2 13/16	5 3/16	114	71	131		6.1	5	0.33	0.6	100
YT9B-BS	8	6	2 3/4	4 1/8	150	70	105		8.7	11	0.40	0.8	115
YTX9-BS	8	6	3 7/16	4 3/16	150	87	105		6.6	5	0.40	0.9	135
YT12A-BS	10	6	3 7/16	4 3/16	150	87	105		7.7	5	0.47	1.0	175
YT12B-BS	10	6	2 3/4	5 1/8	150	69	130		9.0	11	0.52	1.0	215
YTX12-BS	10	6	3 7/16	5 1/8	150	87	130		9.2	5	0.60	1.2	180
KMX14-BS*	12	6	3 7/16	5 3/4	150	87	145		8.1	5	0.69	1.4	200
YT14B-BS	12	6 1/8	2 3/4	5 3/4	150	70	145		11.8	11	0.60	1.2	210
YTX14-BS	12	6	3 7/16	5 3/4	150	87	145		9.7	5	0.69	1.4	200
YTX14L-BS	12	6	3 7/16	5 3/4	150	87	145		9.7	5	0.69	1.4	200
YTX15L-BS	13	6 7/8	3 7/16	5 1/8	175	87	130		11.0	4	0.69	1.3	230
YTX16-BS	14	6	3 7/16	6 3/8	150	87	161		12.6	4	0.78	1.4	230
YTX16-BS-1	14	6	3 7/16	6 3/8	150	87	161		12.6	1	0.78	1.4	230
YTX20-BS	18	6 7/8	3 7/16	6 1/8	175	87	155		13.9	4	0.93	1.8	270
YTX20L-BS	18	6 7/8	3 7/16	6 1/8	175	87	155		13.9	4	0.93	1.8	270

\* Available at Kawasaki dealers only.

# BATTERY SPECIFICATIONS

## High Performance, Conventional (YuMicron)

## 12 VOLT

Battery Type	Capacity AH (10H-R)	Dimensions – Inches (± 1/16 in)			Dimensions – Millimeters (± 2 mm)			Assembly Figure (As Per Cover Polarity)	Approx Weight w/out Acid (lbs.)	Terminal Type (Refer to page 6)	Acid Volume (oz.)	Regular Charge Current (Amp)
		L	W	H	L	W	H					
YB2.5L-C	2.5	3 3/16	2 3/4	4 1/8	80	70	105		1.7	-	8.1	0.3
YB2.5L-C-1	2.5	3 3/16	2 3/4	4 1/8	80	70	105		1.7	-	8.1	0.3
YB3L-A	3	3 7/8	2 1/4	4 3/8	98	56	110		2.5	6	8.1	0.3
YB3L-B	3	3 7/8	2 1/4	4 3/8	98	56	110		2.5	6	8.1	0.3
YB4L-A	4	4 3/4	2 3/4	3 5/8	120	70	92		2.8	5	10.1	0.4
YB4L-B	4	4 3/4	2 3/4	3 5/8	120	70	92		2.8	5	10.1	0.4
YB5L-B	5	4 3/4	2 3/8	5 1/8	120	60	130		3.5	6	12.2	0.5
YB7-A	8	5 5/16	3	5 1/4	135	75	133		5.1	6	20.3	0.8
YB7B-B	7	6	2 3/8	5 1/8	150	60	130		4.0	6	16.9	0.7
YB7C-A	8	5 1/8	3 9/16	4 1/2	130	90	114		5.1	1	20.3	0.8
YB7L-B	8	5 5/16	3	5 1/4	135	75	133		5.1	6	20.3	0.8
YB9A-A	9	5 5/16	3	6 1/8	135	75	155		5.3	6	20.3	0.9
YB9L-A2	9	5 5/16	3	5 1/2	135	75	139		5.3	2	20.3	0.9
YB9-B	9	5 5/16	3	5 1/2	135	75	139		5.3	6	20.3	0.9
YB9L-B	9	5 5/16	3	5 1/2	135	75	139		5.3	6	20.3	0.9
YB10A-A2	11	5 5/16	3 9/16	6 1/8	135	90	155		7.0	8	27.0	1.1
YB10L-A2	11	5 5/16	3 9/16	5 3/4	135	90	145		7.0	8	27.0	1.1
YB10L-B	11	5 5/16	3 9/16	5 3/4	135	90	145		7.0	6	27.0	1.1
YB10L-B2	11	5 5/16	3 9/16	5 3/4	135	90	145		7.0	8	27.0	1.1
YB12A-A	12	5 5/16	3 3/16	6 5/16	134	80	160		6.8	6	27.0	1.2
YB12A-A <sup>W/S</sup> ▲	12	5 5/16	3 3/16	6 5/16	134	80	160		6.8	6	27.0	1.2
YB12A-A <sup>W/TA</sup> **	12	5 5/16	3 3/16	6 5/16	134	80	160		6.8	6	27.0	1.2
YB12AL-A <sup>W/TA</sup> D	12	5 5/16	3 3/16	6 5/16	134	80	160		6.8	6	25.4	1.2
YB12AL-A	12	5 5/16	3 3/16	6 5/16	134	80	160		6.8	6	25.4	1.2
YB12AL-A2*	12	5 5/16	3 3/16	6 5/16	134	80	160		6.8	8	25.4	1.2
YB12A-B	12	5 5/16	3 3/16	6 5/16	134	80	160		6.8	6	25.4	1.2
YB12B-B2	12	6 5/16	3 9/16	5 1/8	160	90	130		7.1	8	27.0	1.2
YB12C-A	12	5 5/16	3 9/16	6 7/8	134	80	175		7.1	4	27.0	1.2
YB14-A2	14	5 5/16	3 1/2	6 9/16	134	89	166		7.6	8	30.4	1.4
YB14A-A1	14	5 5/16	3 1/2	6 15/16	134	89	176		7.9	6	30.4	1.4
YB14A-A2	14	5 5/16	3 1/2	6 15/16	134	89	176		7.9	8	30.4	1.4

\* Includes terminal adaptor for converting to top mount.  
 \*\* When ordering this battery, specify terminal adaptor.

D Discontinued, use YB12AL-A2.  
 ▲ When ordering this battery, specify sensor.

# BATTERY SPECIFICATIONS

## High Performance, Conventional (YuMicron)

## 12 VOLT

Battery Type	Capacity AH (10H-R)	Dimensions – Inches (± 1/16 in)			Dimensions – Millimeters (± 2 mm)			Assembly Figure (As Per Cover Polarity)	Approx Weight w/out Acid (lbs.)	Terminal Type (Refer to page 6)	Acid Volume (oz.)	Regular Charge Current (Amp)
		L	W	H	L	W	H					
YB14L-A1	14	5 5/16	3 1/2	6 9/16	134	89	166		7.6	1	30.4	1.4
YB14L-A2	14	5 5/16	3 1/2	6 9/16	134	89	166		7.6	8	30.4	1.4
YB14L-A2 <sup>W5</sup> ▲	14	5 5/16	3 1/2	6 9/16	134	89	166		7.6	8	30.4	1.4
YB14L-B2	14	5 5/16	3 1/2	6 9/16	134	89	166		7.6	8	30.4	1.4
YB14-B2	14	5 5/16	3 1/2	6 9/16	134	89	166		7.6	8	30.4	1.4
SYB14L-A2 *	14	5 5/16	3 1/2	6 9/16	134	89	166		7.6	8	30.4	1.4
SYB14L-B2 <sup>D1</sup> *	14	5 5/16	3 1/2	6 9/16	134	89	166		7.6	8	30.4	1.4
YB16AL-A2	16	8 1/8	2 13/16	6 7/16	207	71.5	164		8.6	2	37.2	1.6
HYB16A-AB	16	6	3 5/8	7 1/16	151	91	180		8.5	7	30.4	1.6
YB16-B	19	6 7/8	4	6 1/8	175	100	155		10.5	6	40.6	1.9
YB16-B-CX	19	6 7/8	4	6 1/8	175	100	155		10.5	6	40.6	1.9
YB16HL-A-CX	19	6 7/8	4	6 1/8	175	100	155		10.5	6	40.6	1.9
YB16L-B	19	6 7/8	4	6 1/8	175	100	155		10.5	6	40.6	1.9
YB16B-A	16	6 5/16	3 9/16	6 3/8	160	90	161		8.4	4	33.8	1.6
YB16B-A1*	16	6 5/16	3 9/16	6 3/8	160	90	161		8.4	7	33.8	1.6
YB16C-B	19	6 7/8	4	6 7/8	175	100	175		10.1	5	40.6	1.9
YB16CL-B	19	6 7/8	4	6 7/8	175	100	175		10.1	5	40.6	1.9
SYB16L-B <sup>D2</sup> ♦	19	6 15/16	4	6 1/8	175	100	155		9.3	6	43.9	1.9
YB18-A	18	7 1/8	3 9/16	6 3/8	180	90	162		9.4	7	40.6	1.8
YB18L-A	18	7 1/8	3 9/16	6 3/8	180	90	162		9.4	7	40.6	1.8
Y50-N18A-A	20	8 1/8	3 9/16	6 15/16	205	90	176		11.2	7	50.7	2.0
Y50-N18L-A	20	8 1/8	3 9/16	6 3/8	205	90	162		11.2	7	47.3	2.0
Y50-N18L-A-CX	20	8 1/8	3 9/16	6 3/8	205	90	162		11.2	7	47.3	2.0
Y50-N18L-A3	20	8 1/8	3 9/16	6 3/8	205	90	162		11.2	4	47.3	2.0
SY50-N18L-AT *	20	8 1/8	3 9/16	6 3/8	205	90	162		11.2	7	47.3	2.0
Y60-N24-A	28	7 1/4	4 7/8	6 7/8	184	124	175		14.4	3	57.5	2.8
Y60-N24AL-B <sup>D3</sup>	28	7 1/4	4 7/8	6 7/8	184	124	175		14.4	3	57.5	2.8
YB30L-B	30	6 5/8	5 3/16	6 15/16	168	132	176		14.1	4	57.5	3.0
YB30CL-B	30	6 5/8	5 3/16	7 9/16	168	132	192.2		14.5	4	57.5	3.0
51814	19 <sup>***</sup>	7 7/16	3 1/4	6 7/8	186	82	171		9.4	10	33.8	1.9
51913	19 <sup>***</sup>	7 7/16	3 1/4	6 7/8	186	82	171		9.4	10	33.8	1.9
53030	30 <sup>***</sup>	7 7/16	5 1/8	6 7/8	186	130	171		16.1	10	54.1	3.0

<sup>D1</sup> Discontinued, use YB14L-B2.  
<sup>D2</sup> Discontinued, use YB16L-B.  
<sup>D3</sup> Discontinued, use 53030.  
<sup>\*\*\*</sup> DIN Standard @ 20 hr. rate.

▲ When ordering this battery, specify sensor.  
♦ This battery includes a sensor.  
\* Includes terminal adaptor for converting to side mount.

# BATTERY SPECIFICATIONS

## Conventional

## 12 VOLT

Battery Type	Capacity AH (10H-R)	Dimensions – Inches (± 1/16 in)			Dimensions – Millimeters (± 2 mm)			Assembly Figure (As Per Cover Polarity)	Approx Weight w/out Acid (lbs.)	Terminal Type (Refer to page 6)	Acid Volume (oz.)	Regular Charge Current (Amp)
		L	W	H	L	W	H					
6N2-2A	2	2 3/4	1 7/8	3 3/4	70	47	96		1.0	-	3.4	0.2
6N2-2A-1	2	2 3/4	1 7/8	3 3/4	70	47	96		1.0	-	3.4	0.2
6N2-2A-3	2	2 3/4	1 7/8	3 3/4	70	47	96		1.0	-	3.4	0.2
6N2-2A-4	2	2 3/4	1 7/8	3 3/4	70	47	96		1.0	-	3.4	0.2
6N2-2A-8	2	2 3/4	1 7/8	3 3/4	70	47	96		1.0	-	3.4	0.2
6N2A-2C	2	2 3/4	1 7/8	4 3/16	70	47	106		1.0	-	3.4	0.2
6N2A-2C-1 **	2	2 3/4	1 7/8	4 3/16	70	47	106		1.0	-	3.4	0.2
6N2A-2C-3	2	2 3/4	1 7/8	4 3/16	70	47	106		1.0	-	3.4	0.2
6N4-2A	4	2 13/16	2 13/16	3 3/4	71	71	96		1.3	-	6.8	0.4
6N4-2A-3	4	2 13/16	2 13/16	3 3/4	71	71	96		1.3	-	6.8	0.4
6N4-2A-4	4	2 13/16	2 13/16	3 3/4	71	71	96		1.3	-	6.8	0.4
6N4-2A-5	4	2 13/16	2 13/16	3 3/4	71	71	96		1.3	-	6.8	0.4
6N4-2A-6	4	2 13/16	2 13/16	3 3/4	71	71	96		1.3	-	6.8	0.4
6N4-2A-8	4	2 13/16	2 13/16	3 3/4	71	71	96		1.3	-	6.8	0.4
6N4A-4D	4	2 3/8	2 1/4	5 1/8	61	57	131		1.7	-	6.8	0.4
6N4B-2A	4	4	1 7/8	3 3/4	102	48	96		1.7	-	6.8	0.4
6N4B-2A-3	4	4	1 7/8	3 3/4	102	48	96		1.7	-	6.8	0.4
6N4B-2A-5	4	4	1 7/8	3 3/4	102	48	96		1.7	-	6.8	0.4
6N4C-1B	4	2 13/16	2 13/16	4 1/8	71	71	105		1.4	-	6.8	0.4
6N5.5-1D	5.5	3 9/16	2 3/4	3 15/16	90	70	100		1.8	-	10.1	0.6
6N5.5-1D-1 D4	5.5	3 9/16	2 3/4	3 15/16	90	70	100		1.8	-	10.1	0.6
6N6-1B	6	3 7/8	2 1/4	4 3/8	99	57	111		2.0	-	10.1	0.6
6N6-3B	6	3 7/8	2 1/4	4 3/8	99	57	111		2.0	6	10.1	0.6
6N6-3B-1	6	3 7/8	2 1/4	4 3/8	99	57	111		2.0	6	10.1	0.6
6N6-1D D4	6	3 7/8	2 1/4	4 3/8	99	57	111		2.0	-	10.1	0.6
6N6-1D-2	6	3 7/8	2 1/4	4 3/8	99	57	111		2.0	-	10.1	0.6
B39-6	7	4 15/16	1 7/8	4 15/16	126	48	126		2.8	6	10.1	0.7
6N11-2D	11	5 7/8	2 3/4	3 15/16	150	70	100		3.5	6	13.5	1.1
6N11A-1B	11	4 13/16	2 7/16	5 1/8	122	62	131		3.5	6	13.5	1.1
B54-6	12	6 1/8	2 1/4	4 9/16	156	57	116		3.8	6	16.9	1.2
6N12A-2D	12	6 1/8	2 1/4	4 9/16	156	57	116		3.8	6	15.2	1.2
B38-6A	13	4 1/16	3 1/4	6 15/16	119	83	161		4.7	6	21.0	1.3
6YB8L-B	8	4 3/4	2 3/4	3 3/4	120	70	95		3.0	6	10.5	0.8
6YB11-2D	11	5 7/8	2 3/4	3 15/16	150	70	100		4.4	6	13.5	1.1

\*\* 6N2A-2C-1 replaces B60-6.  
 D4 Discontinued.

# BATTERY SPECIFICATIONS

## Conventional

## 12 VOLT

Battery Type	Capacity AH (10H-R)	Dimensions – Inches (± 1/16 in)			Dimensions – Millimeters (± 2 mm)			Assembly Figure (As Per Cover Polarity)	Approx Weight w/out Acid (lbs.)	Terminal Type (Refer to page 6)	Acid Volume (oz.)	Regular Charge Current (Amp)
		L	W	H	L	W	H					
12N5-3B	5	4 3/4	2 3/8	5 1/8	120	60	130		3.1	6	13.5	0.5
12N5-4B	5	4 3/4	2 3/8	5 1/8	120	60	130		3.1	6	13.5	0.5
12N5.5-3B	5.5	5 5/16	2 3/8	5 1/8	135	60	130		4.3	6	13.5	0.6
12N5.5-4A	5.5	5 5/16	2 3/8	5 1/8	135	60	130		4.3	2	13.5	0.6
12N5.5A-3B	5.5	4 1/16	3 9/16	4 1/2	103	90	114		4.3	6	16.9	0.6
12N7-3B	7	5 5/16	3	5 1/4	135	75	133		4.9	6	16.9	0.7
12N7-4A	7	5 5/16	3	5 1/4	135	75	133		4.9	6	16.9	0.7
12N7-4B	7	5 5/16	3	5 1/4	135	75	133		4.9	6	16.9	0.7
12N7D-3B	7	5 5/16	3	5 15/16	135	75	150		4.9	6	20.3	0.7
12N9-3A	9	5 5/16	3	5 1/2	135	75	139		5.4	9	20.3	0.9
12N9-3A-1 <sup>D5</sup>	9	5 5/16	3	5 1/2	135	75	139		5.4	6	20.3	0.9
12N9-3B	9	5 5/16	3	5 1/2	135	75	139		5.4	6	20.3	0.9
12N9-4B-1	9	5 5/16	3	5 1/2	135	75	139		5.4	6	20.3	0.9
12N10-3A <sup>D4</sup>	10	5 5/16	3 9/16	5 3/4	135	90	145		6.4	6	27.0	1.0
12N10-3A-1 <sup>D4</sup>	10	5 5/16	3 9/16	5 3/4	135	90	145		6.4	6	27.0	1.0
12N10-3A-2	10	5 5/16	3 9/16	5 3/4	135	90	145		5.8	8	27.0	1.0
12N11-3A-1	11	5 5/16	3 9/16	6 1/8	135	90	155		7.5	8	27.0	1.1
12N12A-4A-1	12	5 5/16	3 3/16	6 5/16	134	80	160		6.8	6	23.7	1.2
12N14-3A	14	5 5/16	3 1/2	6 9/16	134	89	166		7.5	8	27.0	1.4
12N24-3A	24	7 1/4	4 7/8	6 7/8	184	124	175		12.1	3	40.6	2.4
12N24-3	24	7 1/4	4 7/8	6 7/8	184	124	175		12.1	3	40.6	2.4
YHD-12H	29	8 1/8	5 1/4	6 1/2	206	133	165		13.3	9	74.4	2.8

<sup>D5</sup> Discontinued, use YB9L-A2.

<sup>D4</sup> Discontinued.

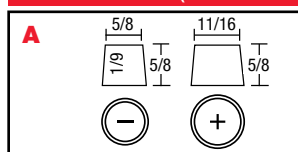
# JAPANESE TRACTOR BATTERY SPECIFICATIONS

Yuasa Type	Old Reference Number (Discontinued)	Plate / Cell	Capacity Ah ▲ (5 hr)	Capacity Ah ▲ (20 hr)	Cranking Performance ▲ (Amps 0 °F)	Reserve Capacity Minutes (80 °F)	Overall Dimensions (inches)			Shipping Weight Dry (lbs.)	Volume Of Acid (oz.)	Charging Current (Amp)	See Key	
							L	W	H				Terminal	Layout
*36B20L(S)	40B19L(S) NS40ZL(S)	9	28	35	275	52	7 3/4	5 1/16	8 15/16	17.9	84.6	3.5	A	2
46B24R	NS60	13	36	45	330	75	9 3/8	5 1/16	8 15/16	20.1	109.0	4.5	B	1
*46B24L(S)	NX60L(S)	13	36	45	330	75	9 3/8	5 1/16	8 15/16	20.1	109.5	4.5	A	2
36B20L	40B19L/NS40ZL	9	28	35	275	52	7 3/4	5 1/16	8 15/16	17.9	91.7	3.5	B	2
*55B24L(S)	NX100S6L(S)	13	36	45	410	70	9 3/8	5 1/16	8 15/16	21.3	109.3	4.5	A	2
95E41R	N100	17	80	100	475	200	16 3/8	6 15/16	9 3/8	38.1	233.1	10	A	1
115F51	N120	21	96	120	420	240	19 7/8	7 3/16	10 1/8	48.7	317.4	12.0	A	3
145F51	NS150	25	120	150	760	296	19 7/8	7 3/16	10 1/8	56.2	370.3	14.0	A	3
145G51	N150	23	120	150	685	240	20 3/16	8 3/4	10 1/8	63.8	337.8	15	A	3
190H52	N200	31	160	200	765	370	20 3/4	11 1/16	10 3/4	81.7	479.7	20	A	3

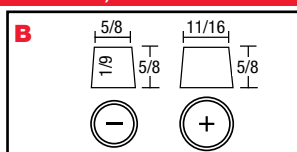
\* (S) signifies Standard Terminal

▲ Figures based on JIS/SAE specifications and reference only.

## TERMINALS (measurements in inches)

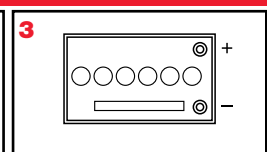
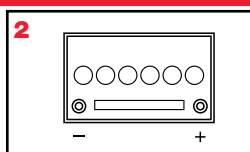
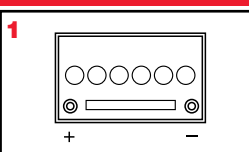


Standard Terminal



Small Terminal

## BATTERY LAYOUTS



# BATTERY UPGRADE CROSS REFERENCE CHART

Factory Activated Maintenance Free	High Performance Maintenance Free	Maintenance Free VRLA (Valve Regulated Lead Acid)	Yumicron CX	Yumicron	Conventional
-	-	-	-	6YB11-2D	6N11-2D
-	YTX4L-BS	YT4L-BS (Discontinued)	-	YB4L-A, YB4L-B	-
YTZ7S	YTX5L-BS	YT5L-BS (Discontinued)	-	-	-
-	-	-	-	YB5L-B	12N5-3B
-	-	-	-	YB7L-B	12N7-3B
-	-	-	-	YB7-A	12N7-4A
-	-	-	-	YB9-B	12N9-4B-1
-	-	-	-	YB9L-B	12N9-3B
-	-	-	-	YB10L-A2	12N10-3A-2
-	-	-	-	YB12A-A	12N12A-4A-1
-	-	-	-	-	-
YTX14H	YTX14H-BS	YTX14-BS	-	-	-
YTX14AH	YTX14AH-BS	-	-	YB14-A2, YB14-B2	-
YTX14AH <sup>2,3</sup>	YTX14AH-BS <sup>2,3</sup>	-	-	YB14A-A1, YB14A-A2	-
YTX14AHL	YTX14AHL-BS	-	-	YB14L-A2	12N14-3A
YTX14AHL	YTX14AHL-BS	-	-	YB14L-B2	-
YTX20CH	YTX20CH-BS	YTX16-BS	-	-	-
GYZ20H <sup>HD</sup> , YTX20H <sup>HD</sup> , YTX20 <sup>2</sup>	YTX20H-BS <sup>2</sup>	YTX20H-BS <sup>2</sup>	YB16-B-CX	YB16-B	-
YTX20H, YTX20 <sup>2</sup>	YTX20H-BS <sup>2</sup>	YTX20-BS <sup>2</sup>	-	YB18-A	-
YTX20HL-PW <sup>S</sup>	YTX20HL-BS-PW <sup>S</sup>	-	-	YB16CL-B	-
YTX20HL, YTX20L <sup>C</sup>	YTX20HL-BS <sup>C</sup>	YTX20L-BS <sup>C</sup>	YB16HL-A-CX	-	-
YTX20HL, YTX20L <sup>2</sup>	YTX20HL-BS <sup>2</sup>	YTX20L-BS <sup>2</sup>	-	YB16L-B	-
YTX20HL, YTX20L <sup>2</sup>	YTX20HL-BS <sup>2</sup>	YTX20L-BS <sup>2</sup>	-	YB18L-A	-
GYZ20HL <sup>HD</sup>	YTX20HL-BS <sup>2</sup>	YTX20L-BS	-	-	-
YTX24HL <sup>3</sup>	YTX24HL-BS <sup>3</sup>	-	Y50-N18L-A-CX	Y50-N18L-A	-
YTX24HL	YTX24HL-BS	-	-	Y50-N18-A3	-
YTX24HL <sup>3,1</sup>	YTX24HL-BS <sup>3,1</sup>	-	-	SY50-N18-AT	-
YIX30L	YIX30L-BS	-	-	YB30L-B	-
YIX30L	YIX30L-BS	-	-	53030	Y60-N24AL-B (Discontinued)

<sup>1</sup> Eliminates need for sensor (needs to be disabled).

<sup>2</sup> The YTX20 series batteries may be used as an optional upgrade, but some modification to the hold down may be necessary. See battery label for retrofit cautions.

<sup>3</sup> Top and front terminal mounts only.

<sup>S</sup> Includes 20mm height spacer for use in replacing YB16CL-B.  
<sup>C</sup> Requires use of Yuasa Cover/Spacer Kit, see part no. 478651.  
<sup>HD</sup> For Harley-Davidson Models only.

# BATTERY SUPPLIER CROSS REFERENCE

Yuasa	EXIDE	Deka	Delco	Interstate	GS-Zhong Yee	GS-JSB	Motocross	NAPA	Sears	Wal-Mart	Yacht
YTR4A-BS	-	-	-	CYTR4A-BS	GTR4A-5	-	M62R4A	-	-	-	-
YT4B-BS	-	-	-	CYT4B-BS	GT4B-5	-	M62T4B	-	-	-	-
YTX4L-BS	4L-BS	-	GT4L-BS	CYTX4L-BS	GT4L-BS	-	M62X4B	740-1865	44015	ES4LBS	CT4L-BS
YTX5L-BS	5L-BS	-	GTX5L-BS	CYTX5L-BS	GTX5L-BS	-	M32X5B	-	44022	-	-
YTX7A-BS	7A-BS	-	-	CYTX7A-BS	GTX-7A-BS	-	M32X7A	-	44023	-	CTX7A-BS
Y7B-BS	-	-	-	CYT7B-BS	GT7B-4	-	M62T7B	-	-	-	-
YTX7L-BS	7L-BS	-	-	CYTX7L-BS	-	GTX7L-BS	M327BS	-	44024	-	CTX7L-BS
YTZ7S	-	-	-	FAYTZ7S	GT6B-3	-	M727ZS	-	-	-	-
YTX9-BS	9-BS	ETX9	GTX9-BS	CYTX9-BS	GTX9-BS	-	M329BS	740-1825	44025	-	CTX9-BS
YT9B-BS	-	-	-	CYT9B-BS	GT9B-4	-	M629B4	-	-	-	-
YTZ10S	-	-	-	FAYTZ10S	-	-	M7210A	-	-	-	-
YTX12-BS	12-BS	ETX12	GTX12-BS	CYTX12-BS	GTX12-BS	-	M3RH2S	740-1866	44016	ES12BS	CTX12-BS
YT12B-BS	-	-	-	CYT12B-BS	GT12B-4	-	M6212B	-	-	-	-
YTZ12S	-	-	-	FAYTZ12S	-	-	M7212A	-	-	-	-
YTX14-BS	14-BS	ETX14	GTX14-BS	CYTX14-BS	GTX14-BS	-	M3RH4S	740-1886	44017	ES14BS	CTX14-BS
YTX14AH-BS	-	ETX15	-	CYTX14AH-BS	-	-	M62H4A	-	44004	-	-
YTX14AHL-BS	-	ETX15L	-	CYTX14AHL-BS	-	-	M62H4L	-	44005	-	-
YT14B-BS	-	-	-	CYT14B-BS	GT14B-4	-	M624B4	-	-	-	-
YTX14L-BS	-	-	-	CYTX14L-BS	-	-	-	-	-	-	-
YTZ14S	-	-	-	FAYTZ14S	-	-	M72Z14	-	-	-	CTX20L-BS
YTX15L-BS	-	-	-	CYTX15L-BS	-	-	M6215L	-	44162	-	-
YTX16-BS	-	-	-	CYTX16-BS	-	-	M32X6S	-	-	-	-
YTX20-BS	16-BS	ETX16	-	CYTX20-BS	GT16-BS	-	M32RBS	-	44028	-	-
YTX20CH-BS	-	-	-	CYTX20CH-BS	-	-	M6220C	-	-	-	-
YTX20L-BS	16L-BS	ETX16L	-	CYTX20L-BS	GT16L-BS	-	M320BS	-	44027	-	-
YTX20L-BS	20L-BS	ETX20L	-	CYTX20L-BS	GTX20L-BS	-	M320BS	-	44027	-	CTX20L-BS
YTX24HL-BS	18L-BS	ETX18L	-	CYTX24HL-BS	GTX18L-BS	-	M6250H	-	44006	-	-
YIX30L-BS	-	ETX30L	-	CYIX30L-BS	-	YGI30	M7230L	-	-	-	-



# BATTERY SUPPLIER CROSS REFERENCE

Yuasa	EXIDE	Deka	Delco	Interstate	GS-Ztong Yee	GS-JSB	Motocross	NAPA	Sears	Wal-Mart	Yacht
YB2.5L-C	2.5L-C	-	-	YB2.5L-C	CB2.5L-C	GM2.5A-3C-3	M325LC	-	44035	-	CB2.5L-C
YB2.5L-C-1	2.5L-C-1	-	-	YB2.5L-C-1	CB2.5L-C-1	GM2.5A-3C-1	M32LC1	-	44036	-	CB2.5L-C-1
YB3L-A	3L-A	-	-	YB3L-A	CB3L-A	GM3-3A	M323LA	-	44037	-	CB3L-A
YB3L-B	3L-B	-	-	YB3L-B	CB3L-B	GM3-3B	M223LB	-	44038	-	CB3L-B
YB4L-A	4L-A	-	-	YB4L-A	CB4L-A	GM4A-3B	M224LA	-	44039	-	CB4L-A
YB4L-B	4L-B	-	MC0414	YB4L-B	CB4L-B	GM4-3B	M324LB	740-1861	44014	-	CB4L-B
YB5L-B	5L-B	-	-	YB5L-B	CB5L-B	GM5Z-3B	M325LB	740-1868	44353	-	CB5L-B
YB7-A	7-A	-	-	YB7-A	CB7-A	GM7Z-4A	M227AY	-	44040	-	CB7-A
YB7C-A	7C-A	-	-	YB7C-A	-	GM7CZ-3D	M227CY	M227CY	44041	-	CB7C-A
YB7L-B	7L-B	-	-	YB7L-B	CB7L-B	GM7-3B-1	M2273Y	-	44042	-	CB7L-B
YB9A-A	9AA	-	CB9A-A	YB9A-A	CB9A-A	GM9AZ-4A	M329AY	740-1872	44043	-	CB9A-A
YB9L-A2	9L-A2	-	-	YB9L-A2	CB9L-A2	-	M2292Y	-	44044	-	CB9L-A2
YB9-B	9-B	-	-	YB9-B	CB9-B	GM9Z-4B	M329BY	740-1858	44356	-	CB9-B
YB9L-B	9LB	-	-	YB9L-B	CB9L-B	GM9Z-3B	M329LY	740-1837	44045	-	CB9L-B
YB10A-A2	10A-A	-	-	YB10A-A2	CB10A-A	-	M321AY	-	44046	-	CB10A-A
YB10L-A2	10LA2	-	MC1114	YB10L-A2	CB10L-A2	GM10Z-3A	M3210Y	740-1857	44355	ES10LA2	CB10L-A2
YB10L-B	10L-B	-	-	YB10L-B	CB10L-B	GM10-3B	M321LB	740-1831	44047	-	CB10L-B
YB10L-B2	10L-B2	-	-	YB10L-B2	CB10L-B2	-	M221L2	740-1832	44048	-	-
YB12A-A	12AA	-	MC1216	YB12A-A	CB12A-A	GM12AZ-4A-1	M3212Y	740-1854	44358	ES12AA	CB12A-A
YB12AL-A	12AL-A	-	-	YB12AL-A	CB12AL-A	GM12AZ-3A-1	M3221Y	740-1873	44052	-	CB12AL-A
YB12A-B	12A-B	-	-	YB12A-B	-	-	M222AB	-	44053	-	CB12A-B
YB12B-B2	12B-B2	-	-	YB12B-B2	CB12B-B2	GM12B-4B	M221B2	-	44054	-	CB12B-B2
YB12C-A	12C-A	-	-	YB12C-A	-	GM12CZ-4A-2	M222CA	-	44055	-	CB12C-A
YB14-A2	14-A2	-	-	YB14-A2	CB14-A2	GM14Z-4A	M3214H	740-1864	44363	-	CB14-A2
YB14A-A1	14AA1	-	-	YB14A-A1	CB14A-A	GM14AZ-4A	M224A1	740-1826	44056	-	CB14A-A1
YB14A-A2	14AA2	-	MC1418	YB14A-A2	CB14A-A2	GM14AZ-4A-1	M3214A	740-1860	-	ES14AA2	CB14A-A2
YB14L-A1	14L-A1	-	-	YB14L-A1	CB14L-A1	GM14Z-3A-1	M22141	-	44057	-	CB14L-A1
YB14L-A2	14L-A2	-	MC1406	YB14L-A2	CB14L-A2	GM14Z-3A	M3214Y	740-1851	44364	ES14L-A2	CB14L-A2
YB14L-B2	14L-B2	-	-	YB14L-B2	CB14L-B2	GM14Z-3B	M2214B	740-1828	44059	-	CB14L-B2
YB14-B2	14-B2	-	-	YB14-B2	CB14-B2	-	M224B2	-	44060	-	CB14-B2
SYB14L-A2	14LA2	-	-	SYB14L-A2	SCB14-LA2	-	M2214S	-	44061	-	SCB14-LA2
SYB14L-B2	14-LB2	-	-	SYB14L-B2	SCB14-LB2	-	M22B4S	-	44062	-	SCB14-LB2
YB16AL-A2	16ALA2	-	CB16AL-A2	YB16AL-A2	CB16AL-A2	GM16A-3A	M32162	740-1877	44063	-	CB16AL-A2
HYB16A-AB	16AA	-	-	HYB16A-AB	HCB16A-A	GM16-T	M32H6B	740-1867	44064	-	HCB16A-A
YB16-B	16B	-	MC1912	YB16-B	CB16-B	GM16Z-4BH	M3216Y	740-1852	44366	ES16B	CB16-B
YB16L-B	16LB	-	-	YB16L-B	CB16L-B	GM16Z-3B	M3216K	740-1827	44065	-	CB16L-B
YB16-B-CX	16-B-LM	-	-	YB16-B-LM	GT16-BS	-	M3216C	-	44029	-	CB16-B-LM
YB16HL-A-CX	16HL-A-LM	-	-	YB16HL-A-LM	GT16L-BS	-	M2H16C	-	-	-	CB16HL-A-LM
YB16B-A	16B-A	-	-	YB16B-A	-	GM16B-4A	M2216B	-	44066	-	CB16B-A
YB16B-A1	16B-A1	-	-	YB16B-A1	-	-	M22161	-	44067	-	CB16B-A1
YB16C-B	16C-B	-	-	YB16C-B	-	-	M326CB	-	44068	-	-
YB16CL-B	16CLB	-	M1924	YB16CL-B	CB16CL-B	GM16AZ-3B	M3S6CL	740-1862	44001	ES16CLB	CB16CL-B
SYB16L-B	16L-B	-	-	SYB16L-B	SCB16L-B	-	M22S6A	-	44069	-	SCB16L-B
YB18-A	18-A	-	-	YB18-A	CB18-A	GM18A-4A	M321Y	740-1874	44070	-	CB18-A
YB18L-A	18LA	-	-	YB18L-A	CB18L-A	GM18A-3A	M3218L	740-1871	44071	-	CB18L-A
Y50-N18A-A	50-N18A-A	-	-	Y50-N18A-A	-	-	M228AY	-	44072	-	C50-N18A-A
Y50-N18L-A	50N18LA2	-	MC2008	Y50-N18L-A	C50-N18L-A3	GM18Z-3A(S)	M3218Y	-	-	ES50N-N18L-A	SCB50-N18L-A
Y50-N18L-A3	50N18LA3 **	-	-	Y50-N18L-A3	C50-N18L-A3	-	M328A3	740-1855	44359	-	C50-N18L-A3
Y60-N24-A	60-N24-A	-	-	Y60-N24-A	C60-N24L-A	-	M2224A	-	44074	-	C60-N24-A
Y60-N24AL-B	60-N24AL-B	-	-	Y60-N24AL-B	-	-	M2224B	740-1880	44075	-	C60-N24AL-B



# MOTORCYCLE APPLICATIONS

CC	Model	Year	High Performance Maintenance Free	Maintenance Free VRLA AGM	YuMicron	Conventional	CC	Model	Year	High Performance Maintenance Free	Maintenance Free VRLA AGM	YuMicron	Conventional
<b>APRILIA</b>							<b>BIMOTA (continued)</b>						
1200	Dorsoduro	'11-'12	YTX14H-BS*	YTX14-BS	-	-	900	DB2	'93-'95	YTX14AH-BS*	-	YB14-A2	-
1000	RSV4 R, Factory	'09-'12	YTZ10S	-	-	-		DB2 Final Edition	'97	YTX14AH-BS*	-	YB14-A2	-
	ETV Caponord	'02-'03	YTX14H-BS*	YTX14-BS	-	-		DB3 Mantra	'97-'99	-	YTX7L-BS(x2)	-	-
	RST Futura	'01-'04	-	YTX12-BS	-	-		DB4	'98-'00	-	Not available	-	-
	RSV 1000 Mille SP	'99	-	YTX12-BS	-	-		Tesi	'91-'95	YTX14AH-BS*	-	YB14-A2	-
	RSV 1000 R, Factory	'04-'11	-	YTX12-BS	-	-	<b>BMW</b>						
	RSV 1000 Mille R	'01-'05	-	YTX12-BS	-	-	1600	K1600GT, GTL	'11-'12	-	-	51913	-
	RSV 1000 Mille	'01-'09	-	YTX12-BS	-	-	1300	K1300GT	'09-'11	-	-	51913	-
	RSV 1000 Mille	'00	-	YTX12-BS	-	-		K1300R, S	'09-'12	YTX14H-BS*	YTX14-BS	-	-
	Tuono 1000 R, Factory	'03-'11	-	YTX12-BS	-	-	1200	K1200R, S,	'05-'09	YTX14H-BS*	YTX14-BS	-	-
	Tuono V4R	'11-'12	YTZ10S	-	-	-		R1200GS, S, R	'05-'12	YTX14H-BS*	YTX14-BS	-	-
	SL Falco	'01-'03	YTX14H-BS*	YTX14-BS	-	-		R1200GS Adventure	'09-'12	YTZ14S	-	-	-
850	MANA850, GT	'09-'12	YTX14H-BS*	YTX14-BS	-	-		K1200LT, GT,	'05-'09	-	-	51913	-
750	Shiver	'09-'12	YTX14H-BS*	YTX14-BS	-	-		R1200RT	'05-'12	-	-	51913	-
	Dorsoduro	'09-'12	YTX14H-BS*	YTX14-BS	-	-		K1200LT, GT, RS, S	'99-'05	-	-	51913	-
650	Pegaso	'00	-	-	YB12AL-A	-		K1200RS	'97-'05	-	-	51913	-
	Pegaso Strada, Factory, Trail	'09-'12	-	YTX12-BS	-	-		R1200C	'98-'05	-	-	51913	-
550	RXV550	'-10	-	YTX7A-BS	-	-		HP2 Sport / Megamoto	'-11	YTX14H-BS*	YTX14-BS	-	-
	SVX550	'-10	-	YTX7A-BS	-	-	1150	R1150GS, R	'00-'05	-	-	51913	-
500	Scarabeo	'04-'05	YTX14AHL-BS	-	-	-	1100	K1100LT/RS	'90-'95	-	-	51913	-
	Atlantic	'03-'05	YTX14AHL-BS	-	-	-		R1100GS	'94-'00	-	-	51913	-
450	RXV450	'-10	-	YTX7A-BS	-	-		R1100R	'94-'00	-	-	51913	-
	SVX450	'-10	-	YTX7A-BS	-	-		R1100RS, RT	'93-'00	-	-	51913	-
250	RS250	'00-'04	-	-	YB4L-B	-		R1100S	'99-'00	-	-	51913	-
200	Atlantic	'04-'05	-	-	YB12AL-A	-	1000	All "K" Models	'83-'93	-	YX30L-BS*	53030	-
150	Scarabeo	'00-'04	-	-	YB12AL-A	-		R100/7	'76-'84	-	YX30L-BS*	53030	-
	Mojito	'04-'05	-	YTX7L-BS	-	-		R100GS, PD, R, RS, RT	'87-'95	-	YX30L-BS*	53030	-
125	RS125	'-11	-	-	YB9-B	-		R100CS	'76-'84	-	YX30L-BS*	53030	-
	RS4 125	'11-'12	-	YTX7L-BS	-	-		S1000RR	'09-'12	YTZ10S	-	-	-
50	RS50	'00-'05	-	-	YB4L-B	-		S1000RR DWA	'09-'11	YTZ12S	-	-	-
	RS4 50	'11-'12	YTZ7S*	YTX5L-BS	-	-	900	R90/6, R90S	'69-'76	-	YX30L-BS*	53030	-
	SR50	'00-'01	-	-	YB4L-B	-	850	R850R	'95-'97	-	-	51913	-
	SR50 Ditech	'01-'05	YTZ7S*	YTX5L-BS	-	-	800	F800ST, GS	'08-'12	YTX14H-BS*	YTX14-BS	-	-
	Scarabeo 50	'00-'03	-	-	YB4L-B	-		F650GS	'08-'12	YTX14H-BS*	YTX14-BS	-	-
	Mojito	'04-'05	-	-	YB4L-B	-		R80, R80RT	'84-'95	-	YX30L-BS*	53030	-
	Rally	'04-'05	-	-	YB4L-B	-		R80GS, R80ST	'80-'96	-	YX30L-BS*	53030	-
<b>ATK</b>													
	All Electric Start Models	'91-'95	-	YTX9-BS	-	-		R80/7, R80RT	'78-'84	-	YX30L-BS*	53030	-
	All Electric Start Models	'96-'01	-	YTX7L-BS	-	-	750	K75, RT	'85-'95	-	YX30L-BS*	53030	-
<b>BENELLI</b>													
900	900 (6 Cilindri)	-	-	YX30L-BS*	53030	-		K75	'85-'86	-	-	51814	-
650	650 Tornado U.T.	-	-	-	YB12A-A*	12N12A4A-1		K75	'87-'92	-	-	52515*	-
250	250 (4 Cilindri)	-	-	-	YB12A-A	-		K75	'93-'95	-	-	51913	-
	250-2C	-	-	-	-	6N11A-1B		K75C	'85-'86	-	-	51814	-
125	125 Cross	-	-	-	-	6N11A-1B		K75C	'87-'93	-	-	52515*	-
	125 Custom Guzzi	-	-	-	-	12N5.5-4A		K75C	'85-'95	-	-	51814	-
	125 Guzzi	-	-	-	-	12N5.5-4A		K75RT	'92-'96	-	-	51913	-
	125 Jarno (c/avv.)	-	-	-	YB9-B*	12N9-4B-1		K75S	'85-'86	-	-	51814	-
	125 Scooter Benelli	-	-	-	YB9L-B*	12N9-3B		K75S	'87-'92	-	-	52515*	-
	125-2 CSE	-	-	-	-	6N11A-1B		R75/5	'70-'73	-	-	51814	-
	125CS	-	-	-	YB9-B*	12N9-4B-1		R75/7	'76-'84	-	YX30L-BS*	53030	-
	125T Sport	-	-	-	-	6N11A-1B		R75/6	'69-'76	-	YX30L-BS*	53030	-
50	Devil 50 (c/avv.)	-	-	-	YB4L-B	-	700	R69 - R69S	'55-'69	-	-	-	B38-6A
	KBX 50 Race	-	-	-	YB4L-B	-	650	F650, G650GS	'93-'12	-	-	YB12AL-A	-
	Scooty LX/DLX	-	-	-	YB4L-B	-		R65	'84-'95	-	YX30L-BS*	53030	-
<b>BIG DOG</b>													
	All Models	All Years	YTX20HL <sup>FA</sup>	-	-	-		R65LS	'78-'84	-	-	51814	-
<b>BIMOTA</b>													
1100	SB6, SB7	'95-'97	-	YTX7L-BS(x2)	-	-	600	R60, R60/2 Twin Cylinders	'55-'69	-	-	-	B38-6A
	SB6R	'97-'99	-	YTX12-BS	-	-		R60/5	'70-'73	-	-	51814	-
1000	YB8/YB10	'92-'95	YTX14AHL-BS*	-	YB14L-A2	-		R60/6, R60/7	'69-'84	-	YX30L-BS*	53030	-
	YB11	'96-'99	-	YTX12-BS	-	-	500	R50/2 Twin Cylinders	'55-'69	-	-	-	B38-6A
996	SB8R, SB8RS	'98-'00	-	YTX12-BS	-	-		R50/5	'70-'73	-	-	51814	-
								R50/S Twin Cylinders	'55-'69	-	-	-	B38-6A
							450	G450	'09-'11	YTZ7S	-	-	-
							260	R26, R27 Single Cylinder	'55-'69	-	-	-	6N11A-1B B39-6

\* See Battery Cross Reference Chart on page 14.  
<sup>FA</sup> Must use Factory Activated battery.  
<sup>†</sup> 52515 not available in USA.



# MOTORCYCLE APPLICATIONS

CC	Model	Year	High Performance Maintenance Free	Maintenance Free VRLA AGM	YuMicron	Conventional	CC	Model	Year	High Performance Maintenance Free	Maintenance Free VRLA AGM	YuMicron	Conventional
<b>BRP (CAN-AM)</b>							<b>DUCATI (continued)</b>						
990	Spyder	'08-'12	YTX24HL <sup>FA</sup>	-	-	-	1098	1098	'07-'09	-	YT12B-BS	-	-
<b>BSA</b>							1098	1098	'07	YTX14H-BS*	YTX14-B	-	-
	250, 350, 400, 441, 500 (12V)		-	-	YB7-A*	12N7-4A		Various All other models	'01-'10	-	YT12B-BS	-	-
	600, 650, 750 (12V)		-	-	YB7-A*	12N7-4A	1000	Desmosedici RR	'08-'09	-	YT12B-BS	-	-
	250, 350, 650 (6V)		-	-	-	B39-6		GT1000, Touring, Sport 1100S	'09	-	YT12B-BS	-	-
	500 Gold Star		-	-	-	B38-6A	996	996, S, SPS	'99-'00	-	-	YB16AL-A2	-
	Rocket 750, Thunderbolt		-	-	YB9L-B*	12N9-3B	994	Suport Touring 2 (ST2)	'97-'00	-	-	YB16AL-A2	-
	Spitfire HK35, Starfire B25		-	-	YB9L-B*	12N9-3B	916	916 Biposto, Senna, Strada	'94-'98	-	-	YB16AL-A2	-
<b>BUELL</b>								I.E., SP, SP S	'94-'98	-	-	YB16AL-A2	-
								ST4	'99-'00	-	-	YB16AL-A2	-
1200	X1 Lightning	'99-'02	YTX20HL <sup>*FA</sup>	YTX20L <sup>FA</sup>	-	-	907	I.E. Paso	'90-'94	YTX20H-BS*	YTX20-BS*	YB16-B	-
	S1 Lightning	'96-'99	YTX14H-BS <sup>##</sup>	YTX14-BS <sup>##</sup>	-	-	906	Paso	'90-'92	YTX20H-BS*	YTX20-BS*	YB16-B	-
	S3, S3T Thunderbolt	'97-'02	YTX20HL-BS*	YTX20L-BS	-	-	900	Monster	'94-'00	-	-	YB16AL-A2	-
	M2 Cyclone	'97-'02	YTX20HL-BS*	YTX20L-BS	-	-		SS Kick-Starter	'81	-	-	YB12A-A	-
	S2, S2T Thunderbolt	'94-'96	YTX20H-BS*	YTX20-BS*	YB16-B-CX	-		SS Replica	'81	-	-	YB12A-A	-
	RR1200	'88-'90	YTX20H-BS*	YTX20-BS*	YB16-B-CX	-		SS Supersport, Replica	'82	YTX14AHL-BS*	-	YB14L-A2	-
	RS1200	'89-'93	YTX20H-BS*	YTX20-BS*	YB16-B-CX	-		SS	'89-'00	-	Not available	-	-
	RSS1200	'91-'93	YTX20H-BS*	YTX20-BS*	YB16-B-CX	-		SL	'92-'96	-	-	YB16AL-A2	-
	XB12R Firebolt	'04-'10	YTX14H <sup>*FA</sup>	YTX14 <sup>FA</sup>	-	-		Supersport FE	'97-'98	-	-	YB16AL-A2	-
	XB12Ss, Scg, Lightning	'04-'10	YTX14H <sup>*FA</sup>	YTX14 <sup>FA</sup>	-	-	888	SP, SP II, SP IV, SP V	'90-'95	-	-	YB16AL-A2	-
	XB12X, XT Ulysses	'06-'10	YTX14H <sup>*FA</sup>	YTX14 <sup>FA</sup>	-	-	860	GT, GTS		-	YIX30L-BS*	53030	-
1125	1125R, 1125CR	'08-'10	-	YTX14L <sup>FA</sup>	-	-		Kick-Start		-	-	YB12A-A	-
	Buell Racing 1125RR	'09	YTZ7S	-	-	-	851	851 Superbike	'90-'91	-	-	YB16AL-A2	-
1000	RR1000	'87	YTX20H-BS*	YTX20-BS*	YB16-B-CX	-		S Superbike	'91-'92	-	-	YB16AL-A2	-
984	XB9R Firebolt, XB9SX Lightning	'02-'10	YTX14H <sup>*FA</sup>	YTX14 <sup>FA</sup>	-	-	848	848	'08-'12	-	YT12B-BS	-	-
500	Blast	'00-'09	YTX14H-BS*	YTX14-BS	-	-	796	Hypermotard	'10-'12	-	YT12B-BS	-	-
<b>CAGIVA</b>							750	F1, Montjuich, Paso	'87-'90	YTX14AHL-BS*	-	YB14L-A2	-
								GT, Luguna Seca		-	YIX30L-BS*	53030	-
900	Elefant E900		-	-	YB16B-A1	-		Indiana		YTX14AHL-BS*	-	YB14L-A2	-
750	Elefant	'94-'97	YTX20H-BS*	YTX20-BS*	YB16-B	-		Monster	'97-'00	-	Not available	-	-
	Elefant Bifaro	'89	YTX14AHL-BS*	-	YB14L-A2	-		Sport	'89-'90	-	-	YB16AL-A2	-
500	T4 E Elefant	'88-	YTX14AHL-BS*	-	YB14L-A2	-		SS Supersport Kick-Str.		-	-	YB12A-A	-
350	Elefant 2 Cyl.	'86-	YTX14AHL-BS*	-	YB14L-A2	-	748	748 Strada Biposto, SP, SPS	'90-'00	-	-	YB16AL-A2	-
	T4 E Elefant, W12	'87-	YTX14AHL-BS*	-	YB14L-A2	-	696	Monster 696	'08-'12	-	YT12B-BS	-	-
	T4R	'87-	-	-	YB3L-A	-	650	Alazzurra, Indiana, Pantah		YTX14AHL-BS*	-	YB14L-A2	-
125	Crouser	'87-'88	-	-	YB9-B	-	600	Pantah		YTX14AHL-BS*	-	YB14L-A2	-
	Freccia C9, /C10R, /C12R	'87-'90	-	-	YB9-B	-		TL		YTX14AHL-BS*	-	YB14L-A2	-
	Mito	'90-'97	-	-	YB9-B	-	500	GTL, GTV		YTX24HL-BS*	-	Y50-N18L-A	-
	N 90	'97	-	-	YB9-B	-		Pantah		YTX14AHL-BS	-	-	-
	Roadster	'94-'97	-	-	YB9-B	-	500	Sport		YTX24HL-BS*	-	Y50-N18L-A	-
	Supercity	'91-'97	-	-	YB9-B	-	<b>EXCELSIOR-HENDERSON</b>						
50	City, Lucky, Explorer	'94-'97	-	YTX4L-BS	-	-	1386	Super X	'99-'00	YTX20HL-BS*	YTX20L-BS	-	-
	K3, W4	'98	-	-	YB4L-B	-	<b>GAS GAS</b>						
<b>CANNONDALE</b>							450	FSR450	'08	YTZ7S	-	-	-
440	C440, E440, S440, X440, X440S	'02-'03	YTZ7S	-	-	-	370	Pampera	'97	-	YTX4L-BS	-	-
	EX400, MX400, XC400	'00-'01	YTZ7S*	YTX5L-BS	-	-	320	Pampera	'98-'01	-	YTX4L-BS	-	-
<b>CCM</b>							250	Pampera	'96-'01	-	YTX4L-BS	-	-
600	All Electric Start Models	'96-'01	-	YTX9-BS	-	-	<b>GILERA</b>						
<b>DERBI</b>							600	Nordwest	'93	YTX14AHL-BS*	-	-	-
	All Models		-	-	YB4L-B	-		RC 600C	'93	YTX14AHL-BS*	-	-	-
<b>DUCATI</b>								Top Rally, XRT		YTX14AHL-BS*	-	-	-
1199	1199	'11-'12	-	YT12B-BS	-	-	500	Dakota Kick-Start		-	-	-	12N5.5-3B
1198	1198, MY08, SP, R	'09-'11	-	YT12B-BS	-	-		Dakota E-Starter		-	-	YB10L-A2	-
1200	Multistrada	'10-'12	-	YT12B-BS	-	-	350	Dakota Kick-Start		-	-	-	12N5.5-3B
1100	Monster 1100	'09-'12	-	YT12B-BS	-	-		Dakota E-Starter		-	-	YB10L-A2	-
	Multistrada	'07-'09	-	YT12B-BS	-	-		ER Kick-Start		-	-	-	12N5.5-3B
	Hypermotard	'07-'12	-	YT12B-BS	-	-		ER E-Starter		-	-	YB10L-A2	-
	Street Fighter, S	'09-'12	-	YT12B-BS	-	-		XRT		YTX14AHL-BS*	-	-	-
							250	Arizona Rally		-	-	YB10L-B	-
								V NGR Kick-Start		-	-	-	12N5.5-3B

## Must use adaptor kit available from Buell.  
 \* See Battery Cross Reference Chart on page 14.  
 FA Must use Factory Activated battery.













# MOTORCYCLE APPLICATIONS

CC	Model	Year	High Performance Maintenance Free	Maintenance Free VRLA AGM	YuMicron	Conventional	CC	Model	Year	High Performance Maintenance Free	Maintenance Free VRLA AGM	YuMicron	Conventional
<b>KAWASAKI (continued)</b>							<b>MOTO GUZZI (continued)</b>						
	G4TR Series	'70-'72	-	-	-	6N2-2A-3		Breva 1200	'09-'10	YTX20CH-BS	-	-	-
	G5 Series	'74-'75	-	-	-	6N4-2A-5		Stervio	'09-'12	YTX20CH-BS	-	-	-
	G5 Series	'72-'73	-	-	-	6N4-2A-3		1200 Sport	'09-'12	YTX20CH-BS	-	-	-
	KE100-A	'79-'81	-	-	-	6N6-1D-2	1100	1100 1100 California (CA only)	'03-'05	-	YTX15L-BS	-	-
	KE100-A	'76-'78	-	-	-	6N4-2A-5		1100 California, Special, Jackal, Breva, Griso	'05-'12	YTX20CH-BS	-	-	-
	KE100-B	'82-'01	-	-	-	6N6-1D-2		Stone, EV	'94-'05	-	YIX30L-BS*	53030	-
	KH100-B	'76-'77	-	-	-	6N4-2A-5		Quota 1100 ES	'99-'02	-	YTX15L <sup>FA</sup>	-	-
	KM100-A	'79-'81	-	-	-	6N6-1D-2		Sport 1100i	'97-'99	-	YTX15L-BS	-	-
	KM100-A	'76-'78	-	-	-	6N4-2A-5		V11 Bassa	'99-'00	-	YIX30L-BS*	53030	-
	KV100-A	'76	-	-	-	6N4-2A-5		V11 EV	'98-'99	-	YIX30L-BS*	53030	-
90	G3SS Series	'73-'74	-	-	-	6N4-2A-5		V11 Le Mans, Sport	'99-'05	-	YTX15L <sup>FA</sup>	-	-
	G3SS Series	'69-'72	-	-	-	6N4-2A-3 <sup>††</sup>		1064 California Classic, Vintage	'-12	YTX20HL-BS*	YTX20L-BS	-	-
	G3TR Series	'69-'70	-	-	-	6N4-2A-3 <sup>††</sup>	1000	California III	'89-'93	-	YIX30L-BS*	53030	-
	MC1 Series	'73-'75	-	-	-	6N4-2A-5		Convert	-	-	YIX30L-BS*	53030	-
<b>KTM</b>							<b>MOTO GUZZI (continued)</b>						
1090	RC8	'09-'12	YTZ14S	-	-	-		Daytona	-	-	YIX30L-BS*	53030	-
990	Super Duke	'03-'12	YTZ14S	-	-	-		Le Mans	-	-	YIX30L-BS*	53030	-
	Supermoto	'09-'12	YTZ14S	-	-	-		Mille	-	-	YIX30L-BS*	53030	-
	Supermoto	'09-'12	YTZ14S	-	-	-		1000NT	-	-	YIX30L-BS*	53030	-
	Adventure	'03-'12	YTZ14S	-	-	-		Quota	-	-	YIX30L-BS*	53030	-
950	Superenduro	'09-'11	YTZ14S	-	-	-		V10 Centauro Sport, GT	'99-End	-	YTX15L <sup>FA</sup>	-	-
690	Duke	'09-'12	YTZ10S	-	-	-		Bellagio	'-10	YTX20HL-BS	YTX20L-BS	-	-
	Supermoto	'09-'12	YTZ10S	-	-	-		850 Le Man	-	-	YIX30L-BS*	53030	-
	Enduro R	'09-'12	YTZ10S	-	-	-		T3, T4, T5	-	-	YIX30L-BS*	53030	-
640	Adventurer, Duke, RXC LC4 Super Moto	'99-'02	-	YTX9-BS	-	-		750 Breva 750	'04-'10	YTX14AHL-BS	-	-	-
	Duke II, LC4, Adventure	'03-'08	YTZ10S	-	-	-		V7 Classic	'09-'12	YTX14AHL-BS	-	-	-
625	SMC, SXC	'03-'09	YTZ10S	-	-	-		Nevada	-	-	YTX20L-BS*	YB18L-A	-
620	Adventure, Duke, LC4	'96-'98	-	YTX9-BS	-	-		Nevada 750 Classic	'-10	YTX14AHL-BS	-	-	-
530	EXC, Racing	'03-'05	YTZ5S	-	-	-		NTX	-	-	YTX20L-BS*	YB18L-A	-
	EXC, Racing	'05-'12	YTZ7S*	YTX5L-BS	-	-		Strada	-	-	YTX20L-BS*	YB18L-A	-
	XC-W	'09-'12	YTZ7S*	YTX5L-BS	-	-		V7	-	-	YIX30L-BS*	53030	-
525	EXC Racing	'03	YTZ5S	-	-	-		V75	-	-	YTX20L-BS*	YB18L-A	-
	MX Desert Racing	'03	YTZ7S*	YTX5L-BS	-	-		650 NTX	-	-	YTX20L-BS*	YB18L-A	-
	MXC Racing	'00	YTZ7S*	YTX5L-BS	-	-		V65	-	-	YIX30L-BS*	53030	-
520	E/XC, M/XC Racing 4-Stroke	'00-'02	-	YTX4L-BS	-	-		500 V65 Florida	-	-	YTX20L-BS*	YB18L-A	-
	E/XC, M/XC Racing 4-Stroke (Opt)	'00-'02	YTZ7S*	YTX5L-BS	-	-		Falcone	-	-	YTX20HL-BS*	YB18L-A	B38-6A
450	EXC Racing	'03-'05	YTZ5S	-	-	-		Falcone u.t.	-	-	YTX20L-BS*	YB18L-A	-
	EXC Racing	'05-'12	YTZ7S*	YTX5L-BS	-	-		V50	-	-	YIX30L-BS*	53030	-
	SX-F, XC-F, XC-W	'09-'10	YTZ7S*	YTX5L-BS	-	-		<b>MuZ</b>					
	SX-F	'11-'12	-	YTX4L-BS	-	-		660 Skorpion '95-'01	'95-'01	-	-	YB9L-A2	-
	450SMR	'09-'12	YTZ7S*	YTX5L-BS	-	-		125 All Models All Years	ALL	-	-	YB9L-A2	-
400	EXC, Racing	'05-'11	YTZ7S*	YTX5L-BS	-	-		<b>MV AGUSTA</b>					
	EXC, Racing	'03-'05	YTZ5S	-	-	-		1000 F4	'05-'10	YTZ10S	-	-	-
	XC-W	'09-'10	YTZ7S*	YTX5L-BS	-	-		Brutale 1078RR	'09-'10	YTZ10S	-	-	-
	E/XC Racing 4-Stroke	'00-'02	-	YTX4L-BS	-	-		910 Brutale	'06-'09	YTZ10S	-	-	-
	E/XC Racing 4-Stroke (Opt)	'00-'02	YTZ7S*	YTX5L-BS	-	-		750 F4, Brutale	'00-'08	YTZ10S	-	-	-
	LC4 E/XC	'96-'98	-	YTX9-BS	-	-		<b>NORTON</b>					
	RXC LC4	'96-'01	-	YTX9-BS	-	-		850 Commando, Commando (75)	-	YTX14AHL-BS*	-	YB14L-A2	-
350	XC-F	'11-'12	YTZ7S*	YTX5L-BS	-	-		750 Ranger Commando	-	-	-	-	12N9-4B-1
	SX-F	'11-'12	-	YTX4L-BS	-	-		350 Navigator	-	-	-	-	6N11A-1B
300	XC, XC-W	'11-'12	-	YTX4L-BS	-	-		<b>PIAGGIO</b>					
250	EXC, Racing	'05-'10	YTZ7S*	YTX5L-BS	-	-		APE CAR, MP, MPR, P602	-	-	YIX30L-BS*	53030	-
	EXC, Racing	'03-'05	YTZ5S	-	-	-		Ape 50 FL	'93	-	-	YB9-B	-
	EXF	'05-'10	YTZ7S*	YTX5L-BS	-	-		Boxer, Bravo, Ciao	-	-	-	-	B39-6
	XC, EXC, XC-W	'11-'12	-	YTX4L-BS	-	-		Cosa 2	-	-	-	YB7-A	-
	EXC-F, XC-W, XCF-W	'11-'12	YTZ7S*	YTX5L-BS	-	-		Cosa CLX 125 (c/avv.)	-	-	-	YB7-A	-
								Cosa CLX 150 (c/avv.)	-	-	-	YB7-A	-
								Cosa CLX 200 (c/avv.)	-	-	-	YB7-A	-
								Free	-	-	-	YB4L-B	-
								Hexagon 125/150	-	-	-	YB9-B	-
<b>KYMCO</b>							<b>MOTO GUZZI</b>						
250	Venox250	'09-'10	-	YTX9-BS	-	-		1200 Norge	'09-'12	YTX20CH-BS	-	-	-
								Sport, ABS	'09-'10	YTX20CH-BS	-	-	-

†† G3SS and G3TR models having the engine production #235611 and above, use a 6N4-2A-5 Battery.  
 FA Must use Factory Activated battery.

\*\* When ordering this battery, specify terminal adaptor.  
 \* See Battery Cross Reference Chart on page 14.





# MOTORCYCLE APPLICATIONS

CC	Model	Year	High Performance Maintenance Free	Maintenance Free VRLA AGM	YuMicron	Conventional	CC	Model	Year	High Performance Maintenance Free	Maintenance Free VRLA AGM	YuMicron	Conventional
<b>PIAGGIO (continued)</b>							<b>SUZUKI (continued)</b>						
	NRG 50		-	-	YB4L-B	-	900	GSX-R1000	'05-'12	-	YT12A-BS	-	-
	P125ETES, P125TS		-	-	YB7-A*	12N7-4A		SV1000, S	'03-'07	YTX14H-BS*	YTX14-B	-	-
	P200E (c/av)		-	-	YB9-B	-		TL1000R	'98-'03	-	YT12A-BS	-	-
	PK50, PK50-C.A., PK50N, PK50XL		-	-	YB7-A*	12N7-4A		TL1000S	'97-'01	-	YTX12-BS	-	-
	PK80S-C.A.		-	-	YB7-A*	12N7-4A	850	RF900, R, S, ZS	'94-'97	-	YTX9-BS	-	-
	PK125FL, PK125SS, PK125XL		-	-	YB7-A*	12N7-4A		850 GS850G, GL	'79-'83	YTX14AHL-BS*	-	YB14L-A2	-
	PX125		-	-	YB9-B	-	800	VL800 Intruder Volusia, Boulevard C50, T, M50	'01-'10	-	YTX12-BS	-	-
	PX125+80E		-	-	-	12N5.5-3B		VS800 GL, S Intruder, Boulevard S50	'92-'12	-	-	YB16B-A1	-
	PX125+80E-AREC		-	-	-	12N5.5-3B		VX800	'90-'93	-	-	YB16B-A	-
	PX125-80E-ARC		-	-	YB9-B	-		VZ800 Marauder	'97-'08	-	YTX12-BS	-	-
	PX125T5		-	-	YB9-B	-	750	GS750, Katana	'77-'83	YTX14AHL-BS*	-	YB14L-A2	-
	PX150E		-	-	YB9-B	-		GSX750F Katana	'98-'06	-	YTX9-BS	-	-
	PX150E-ARC		-	-	YB9-B	-		GSX750F Katana	'89-'97	YTX14AHL-BS*	-	YB14L-B2	-
	PX200-ARC		-	-	YB9-B	-		GSX-R750	'00-'12	-	YT12A-BS	-	-
	PX200E-ARC		-	-	-	12N5.5-3B		GSX-R750	'96-'99	-	YTX9-BS	-	-
	PX200GS		-	-	YB9-B	-		GSX-R750	'86-'92	YTX14AHL-BS*	-	YB14L-A2	-
	Quartz, Sactto, Sfera 50, Sfera 80, Skipper 125/150		-	-	YB4L-B	-		GSXR750W	'94-'95	-	YTX9-BS	-	-
	Vespa 50 Elestart		-	-	-	6N11A-1B (x2pcs.)		GSXR750W	'93	-	YTX12-BS	-	-
	Vespa 125 Sprint		-	-	-	B39-6		GT750 LeMans	'72-'77	YTX14AHL-BS*	-	YB14L-A2	-
	Vespa 150 GL		-	-	-	B39-6		VS750GLP Intruder	'88-'91	-	-	YB16B-A1	-
	Vespa PK 50 FL/FL2 (c/av)		-	-	YB7-A	-	700	GS700E, GS700ES	'85	YTX14AHL-BS*	-	YB14L-A2	-
	Zip - Zip (Fast Rider)		-	-	YB4L-B	-		GV700GL Madura	'85	YTX14AHL-BS*	-	YB14L-B2	-
			-	-	-	-	650	VS700GL Intruder	'85-'87	-	-	YB16B-A1	-
			-	-	-	-		DL650 V-Strom	'04-'12	-	YTX12-BS	-	-
			-	-	-	-		DR650S ER, ES	'94-'95	-	YTX12-BS	-	-
			-	-	-	-		DR650S N, P	'92-'93	-	YTX4L-BS	-	-
			-	-	-	-		DR650S	'90-'91	-	-	YB5L-B*	12N5-3B
			-	-	YB4L-B	-		DR650SE	'98-'12	-	YTX9-BS	-	-
			-	-	-	-		DR650SE (CN)	'96-'97	-	YTX9-BS	-	-
			-	-	-	-		DR650SE	'96-'97	-	-	YB10L-B2	-
			-	-	-	-		GR650 Tempter, X	'83	YTX14AHL-BS*	-	YB14L-A2	-
			-	-	-	-		GS650E	'81-'82	-	-	YB10L-A2	-
			-	-	-	-		GS650E (All)	'81-'83	YTX14AHL-BS*	-	YB14L-A2	-
			-	-	-	-		GSX650F	'08-'11	-	YTX9-BS	-	-
			-	-	-	-		LS650 Savage, S40	'86-'12	YTX14AHL-BS*	-	YB14L-B2	-
			-	-	-	-		SV650	'99-'02	-	YT12A-BS	-	-
			-	-	-	-		SV650A, SA	'03-'10	-	YT12A-BS	-	-
			-	-	-	-		SV650, S	'08-'11	-	YTX12-BS	-	-
			-	-	-	-		SFV650 Gladius	'09-'11	-	YT12A-BS	-	-
			-	-	-	-		XN85 Turbo	'83	YTX14AHL-BS*	-	YB14L-A2	-
			-	-	-	-	600	GSF600S Bandit	'96-'03	-	YTX9-BS	-	-
			-	-	-	-		GSX-R600	'97-'12	-	YTX9-BS	-	-
			-	-	-	-		GSX-R600W	'92-'93	-	YTX9-BS	-	-
			-	-	-	-		GSX600F Katana	'98-'06	-	YTX9-BS	-	-
			-	-	-	-		GSX600F Katana	'88-'97	-	-	YB10L-B2	-
			-	-	-	-		SP600	'85	-	-	YB5L-B*	12N5-3B
			-	-	-	-		RF600R, S	'94-'96	-	YTX9-BS	-	-
			-	-	-	-	550	GS550E, L, M, TX	'77-'82	-	-	YB10L-A2	-
			-	-	-	-		GS550E, ES, L	'83-'86	-	-	YB10L-B	-
			-	-	-	-		GT550 Indy	'72-'77	-	-	-	12N11-3A-1
			-	-	-	-	500	GS500, F	'01-'11	-	-	YB10L-B2	-
			-	-	-	-		GS500E	'89-'00	-	-	YB10L-A2	-
			-	-	-	-		GT500 Titan	'76-'77	-	-	YB7-A*	12N7-4A
			-	-	-	-		SP500	'81-'83	-	-	6N4B-2A	-
			-	-	-	-		T500 Titan	'68-'75	-	-	YB7-A*	12N7-4A
			-	-	-	-	450	GS450	'83-'88	-	-	YB12B-B2	-
			-	-	-	-		GS450	'80-'82	-	-	YB10L-A2	-
			-	-	-	-	425	GS425, GS425E, L	'79	-	-	YB10L-A2	-
			-	-	-	-	400	DR-Z400, E, S, SM	'00-'12	-	YT7B-BS	-	-
			-	-	-	-		GN400T, X	'80-'82	-	-	6N4B-2A	-
			-	-	-	-		GS400	'77-'78	-	-	YB10L-A2	-
			-	-	-	-		GS400X	'77-'78	-	-	YB7-A*	12N7-4A
			-	-	-	-		GSF400 Bandit	'91-'93	-	YTX9-BS	-	-
			-	-	-	-		SP400	'80	-	-	6N4B-2A	-

\* See Battery Cross Reference Chart on page 14.







# MOTORCYCLE APPLICATIONS

CC	Model	Year	High Performance Maintenance Free	Maintenance Free VRLA AGM	YuMicron	Conventional	CC	Model	Year	High Performance Maintenance Free	Maintenance Free VRLA AGM	YuMicron	Conventional
<b>YAMAHA (continued)</b>							<b>YAMAHA (continued)</b>						
	YCS1	'68	-	-	YB9L-A2	-	90	HS1, HS1B	'70-'71	-	-	-	12N5.5-3B
185	SR185 Exciter	'81-'82	-	-	YB7L-B	-		HT1, HT1B 90 Enduro	'70-'71	-	-	-	6N2-2A-3
175	CT1, CT1B, CT1C 175 Enduro	'69-'71	-	-	-	6N2-2A-3		TTR90E Electric Start	'03-'07	-	YT4B-BS	-	-
	CT2, CT3 175 Enduro	'72-'73	-	-	-	6N4A-4D		DT80 Mini Enduro	'81-'83	-	-	-	6N4-2A-5
	DT175 Enduro	'78-'81	-	-	-	6N6-3B-1		G6S, G6SB	'70-'71	-	-	-	6N4A-4D
	DT175 Enduro	'74-'76	-	-	-	6N4B-2A-3		G7S	'72	-	-	-	6N4A-4D
125	AS2C	'69	-	-	-	12N5.5-3B		GT1 Mini Enduro	'73	-	-	-	6N4-2A-5
	AT1E, AT1B, AT1C 125 Enduro	'69-'71	-	-	YB7L-B*	12N7-3B		GT80 Mini Enduro	'74-'80	-	-	-	6N4-2A-5
	AT2, AT3 125 Enduro	'72-'73	-	-	YB7L-B*	12N7-3B		LB80 Chappy	'76-'78	-	-	-	6N4-2A-5
	DT125 Enduro	'74-'81	-	-	YB7L-B*	12N7-3B		YG1	'62-'66	-	-	-	6N4A-4D
	RD125	'75-'76	-	-	-	12N5.5A-3B		YG5T, YG5S	'68-'69	-	-	YB7L-B*	12N7-3B
	TTR125E/LE Electric Start	'03-'07	-	YTX4L-BS	-	-	60	JT2 Mini Enduro	'72	-	-	-	6N2-2A-3
	XT125	'82-'83	-	-	-	6N4A-4D		RD60	'73-'75	-	-	-	6N4A-4D
	YA6	'64-'66	-	-	YB10L-B	-	50	DT50 Enduro	'88-'90	-	-	-	6N4B-2A-3
	YAS1/C	'68	-	-	-	12N5.5-3B		LB50P Chappy	'78-'82	-	-	-	6N4-2A-5
100	DT100 Enduro	'77-'83	-	-	-	6N4-2A-5		LC50 Champ	'80-'81	-	-	-	6N4-2A-5
	DT100 Enduro	'74-'76	-	-	-	6N4B-2A-3		MJ50 Towner	'82	-	-	-	6N4-2A-5
	L5T, L5TA	'69-'70	-	-	YB7L-B*	12N7-3B		QT50 Yamahopper	'79-'87	-	-	-	6N4-2A-5
	LS2	'72	-	-	-	12N5.5A-3B		RX50 Special	'83-'84	-	-	-	6N4-2A-5
	LT2, LT3 100 Enduro	'72-'73	-	-	-	6N4A-4D		TTR50E	'06-'07	-	YT4B-BS	-	-
	RS100	'75-'76	-	-	-	6N4A-4D		YSR50	'87-'92	-	-	-	6N4-2A-5
	YL2C/CM	'68	-	-	YB7L-B*	12N7-3B							



# UTILITY VEHICLE (UTV) APPLICATIONS

CC	Model	Year	High Performance Maintenance Free	Maintenance Free VRLA AGM	YuMicron	Conventional	CC	Model	Year	High Performance Maintenance Free	Maintenance Free VRLA AGM	YuMicron	Conventional
<b>ARCTIC CAT</b>							<b>KAWASAKI (continued)</b>						
550	Prowler 550	'09	YTX24HL-BS	-	-	-	750	Tenx All Models (US)	'08-'12	Not available	-	-	-
	Prowler 550	'10-'12	-	YIX30L-BS*	YB30L-B	-		Tenx All Models (CN)	'08-'12	-	KMX14-BS*	-	-
650	Prowler 650	'06-'09	YTX24HL-BS*	-	Y50-N18L-A-CX	-	950	KAF950, Mule 2510, 3010 Diesel	'10	Not available	-	-	-
700	Prowler 700	'09	YTX24HL-BS	-	-	-							
	Prowler 700	'10-'12	-	YIX30L-BS*	YB30L-B	-	<b>KYMCO</b>						
1000	Prowler 1000	'12	-	YIX30L-BS*	YB30L-B	-	500	UXV500	'12	YTX20HL-BS*	YTX20L-BS	-	-
	Wildcat 1000	'12	-	YIX30L-BS*	-	-	<b>POLARIS</b>						
<b>BRP (CAN-AM)</b>							170	Ranger RZR	'12	-	YTX12-BS	-	-
800	Commander 800	'11-'12	YTX20HL*FA	YTX20L*FA	-	-	425	Ranger 2x4	'02-'03	-	YIX30L-BS*	YB30L-B	-
1000	Commander 1000	'11-'12	YTX20HL*FA	YTX20L*FA	-	-	400	Ranger 400	'11-'12	YTX14AH-BS*	-	YB14-B2	-
<b>HONDA</b>							500	Ranger 6x6, 4x4, Ranger 4x4, Ranger 4x4,	'98-'04, '04-'10, '11-'12	-	YIX30L-BS*, YIX30L-BS*	YB30L-B, YB30L-B	-
700	MUV700 Big Red	'08-'12	YTX14H-BS*	YTX14-BS	-	-	700	Ranger 4x4,	'11-'12	YTX14AH-BS*	-	YB14-B2	-
<b>KAWASAKI</b>							700	Ranger 6x6, 4x4	'06-'10	-	YIX30L-BS	-	-
300	KAF300, Mule 500, 520, 550		YTX14AH-BS*	-	YB14A-A2	-	800	Ranger RZR	'09-'12	YTX20HL-BS	-	-	
400	KAF400, Mule 600, 610	'05-'12	YTX14AH-BS*	-	YB14A-A2	-		Ranger RZR 4	'10-'12	-	YIX30L-BS	-	
450	KAF450, Mule 1000		YTX20HL-BS-PW*	-	YB16CL-B	-	900	Ranger	'10-'12	-	YIX30L-BS*	YB30L-B	
540	KAF540, Mule 2010, 2020, 2030		YTX20HL-BS-PW*	-	YB16CL-B	-		Ranger RZR	'11-'12	-	YIX30L-BS	-	
620	KAF620, Mule 3010 4x4 Advantage Classic	'03-'07	YTX20HL-BS*	YTX20L-BS	-	-		Ranger Diesel	'11-'12	Not available	-	-	
	KAF620, Mule 2500, 2510, 2520		YTX20HL-BS-PW*	-	YB16CL-B	-	<b>SUZUKI</b>						
	KAF620, Mule 3000, 3010, 3020		YTX20HL-BS*	YTX20L-BS	-	-	620	QUV620F	'05	YTX20HL-BS*	YTX20L-BS	-	-
	Mule 4000	'12	Not available	-	-	-	<b>YAMAHA</b>						
	KAF620F, Mule 4010 4x4 (US)	'12	Not available	-	-	-		Rhino	All	Not available	-	-	-
	KAF620F, Mule 4010 4x4 (CN)	'12	YTX20HL-BS*	YTX20L-BS	-	-							
	Mule 4010 Trans4x4, Diesel, Mule4000	'12	Not available	-	-	-							

\* See Battery Cross Reference Chart on page 14.  
 K Available at Kawasaki dealers only.  
 FA Must use Factory Activated battery.













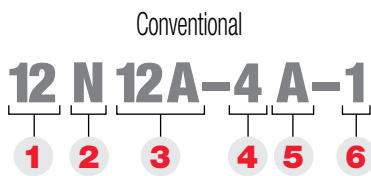


# SNOWMOBILE APPLICATIONS

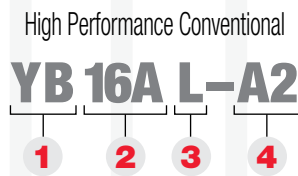
CC	Model	Year	High Performance Maintenance Free	Maintenance Free VRLA AGM	YuMicron	Conventional	CC	Model	Year	High Performance Maintenance Free	Maintenance Free VRLA AGM	YuMicron	Conventional
<b>POLARIS (continued)</b>							<b>YAMAHA (continued)</b>						
550	IQ, LXT, Shift	'12	YTX20HL-BS*	YTX20L-BS	-	-	VT500	Venture 500 XL	'99-'00	-	-	YB16AL-A2	-
600	IQ Touring	'08	YTX14AH-BS	-	-	-	VX500E	Vmax	'94-'01	-	-	YB16AL-A2	-
	Rush, IQ, Shift, Switchback, RMK Wide Track	'09-'12 '10-'12	YTX20HL-BS*	YTX20L-BS	-	-	540	EC540 Excel	'79-'80	YTX24HL-BS*	-	Y50-N18L-A-CX*	Y50-N18L-A
			-	YIX30L-BS*	-	-		VK540E, II, III	'89-'03	-	-	YB16AL-A2	-
750	FS/FST, Wide Track	'06-'10	YTX20HL-BS*	YTX20L-BS	-	-		XL540 XLV	'85-'90	-	-	YB16AL-A2	-
	Turbo Switchback, Turbo Dragon	'06-'10	YTX20HL-BS*	YTX20L-BS	-	-	570	EX570E Exciter	'88-'90	-	-	YB16AL-A2	-
	Turbo LX, IQ	'08-'12	YTX20HL-BS*	YTX20L-BS	-	-		EX570E Exciter II LE	'91-'93	-	-	YB16AL-A2	-
	FS Wide Track	'10-'12	-	YIX30L-BS*	-	-	600	VT600 Venture 600	'97-'98	-	-	YB16AL-A2	-
800	Rush, RMK, Pro, Assault, SWBK	'12	YTX20HL-BS*	YTX20L-BS	-	-		VT600 Venture 600	'99-'06	YTX24HL-BS*	-	Y50-N18L-A-CX*	Y50-N18L-A
								VX600DX Vmax 600 Deluxe	'99-'01	YTX24HL-BS*	-	Y50-N18L-A-CX*	Y50-N18L-A
								VX600E/DX Vmax 600 LE/DX	'94-'96	-	-	YB16AL-A2	-
								VX600ER Vmax 600 ER	'02-'03	YTX24HL-BS*	-	Y50-N18L-A-CX*	Y50-N18L-A
								VX600XTC Vmax 600 XTC	'97-'98	-	-	YB16AL-A2	-
							700	SXV700ER SXViper ER	'02-'05	YTX24HL-BS*	-	Y50-N18L-A-CX*	Y50-N18L-A
								VT700 Venture 700	'98-'04	YTX24HL-BS*	-	Y50-N18L-A-CX*	Y50-N18L-A
								VX700DX Vmax 700 Deluxe	'99-'00	YTX24HL-BS*	-	Y50-N18L-A-CX*	Y50-N18L-A
								VX700ER Vmax 700 ER	'01-'02	YTX24HL-BS*	-	Y50-N18L-A-CX*	Y50-N18L-A
								VX700XTC/DX Vmax 700 XTC Deluxe	'98	YTX24HL-BS*	-	Y50-N18L-A-CX*	Y50-N18L-A
							973	Vector	'09	YTX20HL-BS*	YTX20L-BS	-	-
								Viking	'09	YTX20HL-BS*	YTX20L-BS	-	-
							1000	Apex	'06-'12	YTX14H-BS*	YTX14-BS	-	-
								RS1000S, GT, RS		YTX20HL-BS*	YTX20L-BS	-	-
								RX1000R RX (All Models)	'03-'05	YTX20HL-BS*	YTX20L-BS	-	-
							1049	FX Nitro	'12	YTX20HL-BS*	YTX20L-BS	-	-
								RS Venture	'12	YTX20HL-BS*	YTX20L-BS	-	-
								RS Vector	'12	YTX20HL-BS*	YTX20L-BS	-	-
								RS Viking professional	09-'12	YTX20HL-BS*	YTX20L-BS	-	-

\* See Battery Cross Reference Chart on page 14.


## DESIGNATION OF BATTERY TYPE NUMBERS



- 1 Nominal voltage
- 2 Conventional battery
- 3 Size of battery case
- 4 Polarity location
- 5 Exhaust location
- 6 Designates unique terminal



- 1 High Performance Conventional battery
- 2 Size of battery case
- 3 Polarity location
- 4 Terminal and Exhaust location



- 1 High Performance VRLA / AGM (YTX, YIX, YTZ, YT, GYZ)
- 2 Performance classification
- 3 Designates unique battery case size
- 4 Higher CCA
- 5 Polarity location
- 6 Bottle supplied electrolyte
- 7 Designates unique terminal

# Cutaway Diagram

## Patented Sealed Post

prevents acid seepage, reduces corrosion, extends battery life

## Thru-Partition Construction

provides shorter current path with less resistance than “over the partition” construction, so you get more cranking power when you need it

## Safety Valve Flame/Arrestor

relieves excess pressure

## Special Active Material

compounded to withstand vibration, prolong battery life and dependability

## Special Grid Design

withstands severe vibration, assures maximum conductivity

## Special Separator


makes the battery spill-proof. Valve regulated design eliminates water loss and the need to refill with acid

## Heat Sealed Case to Cover

bonded unit provides greater strength; protects against seepage and corrosion

## Polypropylene Cover and Container

assures reserve electrolyte capacity for cooler operating temperatures; provides greater resistance to gas and oil; withstands higher impact in extreme weather conditions



# Consumer Products

## Yuasa SmartShot Automatic 6/12V 1.5 Amp Battery Charger

Part No. YUA1201501



*With 6 volt/12 volt Switch*

Yuasa's Automatic 6/12V 1.5 Amp battery charger incorporates superior 5-stage charging technology. This high power unit provides error proof operation to fully charge sealed maintenance free and conventional lead acid batteries.

- Provides up to 16 volts (in 12 volt mode)
- Enables recover of sulfated batteries during pre-qualification stage
- 28-day charge recycle – re-evaluates battery status for long term storage
- 3-year limited warranty

## Yuasa SmartShot 900 Automatic 12V 900mA Battery Charger

Part No. YUA1200901

Yuasa's Automatic 900mA 12V battery charger is the industry's most powerful plug-in wall charger. Combining the latest technology and a host of user-friendly features, this compact, high power unit provides optimum amperage return and is designed to fully charge and maintain conventional and sealed maintenance free batteries.

- Fully charge and maintain conventional and sealed maintenance-free batteries
- Fully automatic 3 stage charge cycle for effective charging
- Reaches 14.4 volt peak, then automatically switches to float
- 3-year limited warranty



## Battery Charger Lead

Part No. YUA00ACC04

- Simple, bolt-on connection with fuse
- Can be used with Yuasa's 1.5 Amp and 900 mA chargers for applications ranging from motorcycles, automobiles and personal watercraft to ATVs, snowmobiles and riding mowers



## Jumper Cables

Part No. YUA00ACC07

- Easy to use, easy to store
- Convenient storage bag
- Heavy duty, 8 ft., 8-gauge cables won't stiffen or freeze
- Tangle resistant, encased rubber grips for safer use

## Yuasa MB-2040 Battery Charger

Part No. YUA1202040



- High Output charging current (4 amps)
- High Voltage capable (20 volts) – designed to improve recovery of sulfated batteries
- Switchable Mode operation
  - “Fast Mode” – for quick vehicle set-up
  - “Normal Mode” – ideal for smaller batteries, initial activation, and deeply discharged batteries
- Commercial Grade – perfect for Dealer / Shop use
- Suitable for all battery types – Conventional, as well as MF (AGM), including YTZ
- Automatic Shut-Off
- Reverse Polarity Protection / Spark-free Operation (UL / CUL) approved)
- Durable construction for longer life
- 3 year limited warranty

## Digital Battery Tester

Part No. YUA00BTY01

- Developed exclusively for the Powersports industry
- Determines accurate battery status in seconds
- Single load, dynamic resistance technology minimizes battery drain during test
- Tests both charged and discharged batteries accurately
- 1 year limited warranty



*With Protective Rubber Boot and Amp Hr Guide*



## 10-Bank Battery Maintainer

Part No. YUA120027

- Maintain up to 10 batteries at a time
- 5-stage maintenance / float charge
- Prequalification battery test
- Built-in timer for battery protection
- 250 mA per channel

# Merchandising Aids



## Yuasa Large Display Rack

Part No. YUASARACK

- 37" wide x 62" high x 15" deep
- Displays high performance batteries attractively and professionally
- Heavy-duty construction designed for extra heavy loads
- High visibility double-sided display includes header and application chart
- No tools required for assembly (except for optional wheels)
- Includes optional wheels and shelf liners



## Yuasa Small Display Rack

Part No. 60052

- 24" wide x 48" high x 10" deep
- Displays batteries attractively and professionally
- Heavy-duty steel construction designed for heavy loads
- Attention-getting silk-screened header
- Easily assembled – no tools
- Great sales and promotional tool



## Yuasa Counter Mat

Part No. YUA-016

- Colorful counter mat puts battery replacement applications at your finger tips.
- 23" wide x 16" high
- Printed on durable material.

## Yuasa 3' x 5' Banner

Part No. YUA-928

- Eye-catching contemporary graphics
- High-quality silk screening won't fade or crack
- Made to last: weather-resistant, brass grommets and stitched edges
- Durable enough for outside use – attractive enough for inside!



Note: Actual product designs are subject to change.

# DAN'S AN ORIGINAL.



And so is his Yuasa battery - the original equipment battery on more motorcycles, snowmobiles, all-terrain vehicles and personal watercraft than all other brands combined. To locate your nearest Yuasa dealer, visit [www.yuasabatteries.com](http://www.yuasabatteries.com).

### Buy Yuasa Batteries Online!

Now you have the power to purchase our most popular Yuasa batteries at [www.yuasabatteries.com](http://www.yuasabatteries.com). **Our dealers will ship them directly to you, or arrange for in-store pickup.**



# YUASA

THE ORIGINAL EQUIPMENT BATTERY



**2901 Montrose Avenue, Laureldale, PA 19605-2752**

**Toll Free: 866.431.4784**

**Phone: 610.929.5781**

**Fax: 610.929.1295**

**[www.yuasabatteries.com](http://www.yuasabatteries.com)**

**Yua-766 (01/12) 15M**

**Printed in U.S.A.**